

# SSD

DESIGN  
AND FITTING

S.S.D. DESIGN AND FITTING CO.,LTD.

บริษัท เอส.เอส.ดี. ดีไซน์ แอนด์ ฟิตติ้ง จำกัด



<http://www.ssddesign.com>

<https://ssddesignandfitting.yellowpages.co.th>



# The Company Profile

## History




### บริษัท เอส เอส ดี ดีไซน์ แอนด์ ฟิตติ้ง จำกัด

โรงงานผลิตสินค้าอาร์แวร์เกี่ยวกับ อะไหล่และอุปกรณ์เฟอร์นิเจอร์  
สำหรับใช้เป็นอุปกรณ์ฟิตติ้งเฟอร์นิเจอร์ ผลิตจำหน่ายส่ง อะไหล่และอุปกรณ์  
เฟอร์นิเจอร์แบบสำเร็จรูปให้กับร้านค้าอุปกรณ์ฮาร์ดแวร์ เครื่องมือของใช้สำหรับ  
ช่างไม้ ช่างเฟอร์นิเจอร์ ช่างบิวอิน ตกแต่งภายใน และ รับจ้างผลิตตามแบบวาด ตามแบบ  
ตัวอย่างเพื่อป้อนโรงงานอุตสาหกรรมผลิตเฟอร์นิเจอร์ ใช้ในการผลิตตู้เสื้อผ้า ตู้ลิ้นชัก โต๊ะทำงาน  
โต๊ะทุกชนิด เติงนอน โซฟา ทางบริษัทฯมุ่งมั่นที่จะผลิตสินค้าอะไหล่อุปกรณ์ดีไซน์สวยใช้วัสดุคุณภาพดี  
ในราคาที่แข่งขันได้

ทางบริษัทฯ ดำเนินธุรกิจด้วยความซื่อสัตย์ เป็นธรรม เป็นทั้งคู่ค้าและซัพพลายเออร์ที่ดีสำหรับ  
ลูกค้าทุกราย เราบริหารการจัดส่งสินค้าที่แม่นยำไม่คลาดตามสั่งในเวลาที่รวดเร็ว  
เพื่อสัมพันธ์ภาพที่ดีต่อลูกค้าอย่างยั่งยืน ที่ผ่านมามีได้รับความไว้วางใจสั่ง  
ผลิตสินค้าจากอุตสาหกรรมเฟอร์นิเจอร์ชั้นนำอันดับต้นของประเทศไทย

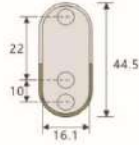
FURNITURE  
FITTING & HARDWARE  
ACCESSORIES

# FURNITURE HINGE



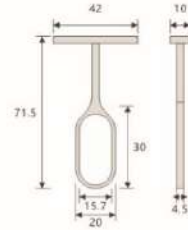
**FURNITURE HINGE**

Item code  
**SS-FH50**  
Small Tube Holder



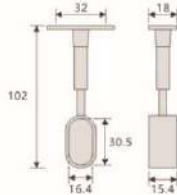
Material : Zinc Alloy  
Finish : Nickel / Bronze

Item code  
**SS-FH54**  
Alloy Flange Block



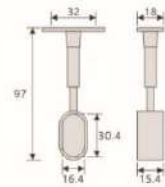
Material : GB Zinc Alloy  
Finish : Nickel / Chrome

Item code  
**SS-FH51**  
Alloy Flange Block



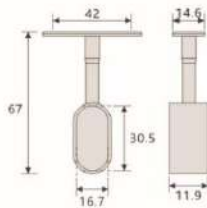
Material : GB Zinc Alloy  
Finish : Nickel / Chrome

Item code  
**SS-FH55**  
Alloy Flange Block



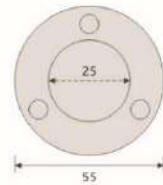
Material : GB Zinc Alloy  
Finish : Nickel / Chrome

Item code  
**SS-FH52**  
Alloy Flange Block



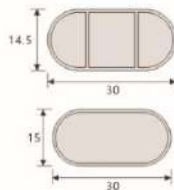
Material : GB Zinc Alloy  
Finish : Nickel / Chrome

Item code  
**SS-FH56**  
Iron Flange Block



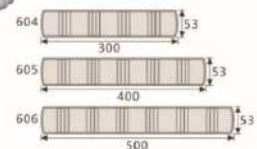
Material : Iron  
Finish : Chrome

Item code  
**SS-FH53**  
Aluminum tube



Material : Aluminum Alloy  
Finish : Matte

Item code  
**SS-FH57**  
Hook



Material : Stainless Steel + GB Zinc Alloy  
Finish : Chrome / Nickel satin

## FURNITURE HINGE

Item code

**SS-FH37**

3D Face-frame Hinge



Main Material : Nickel  
 Finish : Nickel  
 Opening angle : 105°  
 Thickness of hinge cup : 10.5mm  
 Dia. of hinge cup : 35mm  
 Margins panel : 3mm  
 Door thickness : 14-26mm

Item code

**SS-FH39**

Ordinary Aluminum Door Hinge (Full overlay)



Opening angle : 110°  
 Width of aluminum frame hinge cup : 28mm  
 Width of aluminum profile : 19-24mm  
 Hinge cup material : Zamak with nickel plating  
 Hinge arm material : Iron with nickel plating  
 Hinge plate material : Iron with nickel plating

Item code

**SS-FH38**

Hydraulic 3D Face-frame Hinge



Main Material : Nickel  
 Finish : Nickel  
 Opening angle : 105°  
 Thickness of hinge cup : 10.5mm  
 Dia. of hinge cup : 35mm  
 Margins panel : 3mm  
 Door thickness : 14-26mm

Item code

**SS-FH40**

Ordinary Aluminum Door Hinge (Half overlay)



Opening angle : 110°  
 Width of aluminum frame hinge cup : 28mm  
 Width of aluminum profile : 19-24mm  
 Hinge cup material : Zamak with nickel plating  
 Hinge arm material : Iron with nickel plating  
 Hinge plate material : Iron with nickel plating

Item code

**SS-FH41**

Ordinary Aluminum Door Hinge (Embed)



Opening angle : 110°  
 Width of aluminum frame hinge cup : 28mm  
 Width of aluminum profile : 19-24mm  
 Hinge cup material : Zamak with nickel plating  
 Hinge arm material : Iron with nickel plating  
 Hinge plate material : Iron with nickel plating

## FURNITURE HINGE

Item code

**SS-FH31**

165° (175°) Hinge (Half overlay)  
Can make Hydraulic (buffer) Function



Main Material : Nickel  
Finish : Nickel  
Opening angle : 165°  
Dia. of hinge cup : 35mm  
Depth of hinge cup : 11.5mm  
Door thickness : 14-21mm  
Base : Four Holds Besement  
Three Holds Besement  
Two Holds Besement

Item code

**SS-FH34**

135° Hinge



Main Material : Iron  
Finish : Nickel  
Opening angle : 135°  
Dia. of hinge cup : 35mm  
Depth of hinge cup : 11.5mm  
Door thickness : 14-21mm  
Base : Four Holds Besement  
Two Holds Besement

Item code

**SS-FH32**

115° Hinge



Have self Close Function  
Main Material : Nickel  
Finish : Nickel plated  
Opening angle : 115°  
Dia. of hinge cup : 35mm  
Depth of hinge cup : 11.5mm  
Door thickness : 14-21mm  
Base : Four Holds Besement  
Two Holds Besement

Item code

**SS-FH35**

-45° Hinge



Main Material : Iron  
Finish : Nickel  
Opening angle : -45°  
Dia. of hinge cup : 35mm  
Depth of hinge cup : 11.5mm  
Door thickness : 14-21mm  
Base : Four Holds Besement  
Two Holds Besement

Item code

**SS-FH33**

Hinge



Main Material : Iron  
Finish : Nickel  
Opening angle : 90°

Item code

**SS-FH36**

Hinge



Main Material : Iron  
Finish : Nickel / Blue zinc  
Opening angle : 90°  
Door thickness : 14-26mm

**FURNITURE HINGE**

Item code

**SS-FH25**

Ordinary Hinge (Half overlay)



Have self Close Function

Main Material : Iron

Finish : Nickel plated

Opening angle : 90-110°

Dia. of hinge cup : 35mm

Depth of hinge cup : 11.8mm

Panel board size : 3-7mm

(Furniture manufacturer usually choose 5mm)

Door thickness : 14-28mm

Item code

**SS-FH28**

26mm Small Hinge (Full overlay)



Have self Close Function

Main Material : Iron

Finish : Nickel plated

Opening angle : 95°

Dia. of hinge cup : 26mm

Depth of hinge cup : 11.5mm

Panel board size : 3-7mm

(Furniture manufacturer usually choose 5mm)

Door thickness : 14-23mm

Item code

**SS-FH26**

Ordinary Hinge (Half overlay)



Have self Close Function

Main Material : Iron

Finish : Nickel plated

Opening angle : 90-110°

Dia. of hinge cup : 35mm

Depth of hinge cup : 11.8mm

Panel board size : 3-7mm

(Furniture manufacturer usually choose 5mm)

Door thickness : 14-28mm

Item code

**SS-FH29**

26mm Small Hinge (Half overlay)



Have self Close Function

Main Material : Iron

Finish : Nickel plated

Opening angle : 95°

Dia. of hinge cup : 26mm

Depth of hinge cup : 11.5mm

Panel board size : 3-7mm

(Furniture manufacturer usually choose 5mm)

Door thickness : 14-23mm

Item code

**SS-FH27**

Ordinary Hinge (Embed)



Have self Close Function

Main Material : Iron

Finish : Nickel plated

Opening angle : 90-110°

Dia. of hinge cup : 35mm

Depth of hinge cup : 11.8mm

Panel board size : 3-7mm

(Furniture manufacturer usually choose 5mm)

Door thickness : 14-28mm

Item code

**SS-FH30**

26mm Small Hinge (Embed)



Have self Close Function

Main Material : Iron

Finish : Nickel plated

Opening angle : 95°

Dia. of hinge cup : 26mm

Depth of hinge cup : 11.5mm

Panel board size : 3-7mm

(Furniture manufacturer usually choose 5mm)

Door thickness : 14-23mm

**FURNITURE HINGE**

Item code

**SS-FH19**

Glass Door Hinge (Full overlay)



Have self Close Function  
Main Material : Iron+Plastic  
Finish : Sandy silver, Sandy gold  
Polishing silver, Polishing gold  
Nickel satin  
Opening angle : Two section 95°  
Dia. of hinge cup : 26mm

Item code

**SS-FH20**

Glass Door Hinge (Half overlay)



Have self Close Function  
Main Material : Iron+Plastic  
Finish : Sandy silver, Sandy gold  
Polishing silver, Polishing gold  
Nickel satin  
Opening angle : Two section 95°  
Dia. of hinge cup : 26mm

Item code

**SS-FH21**

Glass Door Hinge (Embed)



Have self Close Function  
Main Material : Iron+Plastic  
Finish : Sandy silver, Sandy gold  
Polishing silver, Polishing gold  
Nickel satin  
Opening angle : Two section 95°  
Dia. of hinge cup : 26mm

Item code

**SS-FH22**

Round Iron Glass Hinge (Full overlay)



Have self Close Function  
Main Material : Iron  
Finish : Nickel plated  
Opening angle : 100°  
Dia. of hinge cup : 26mm

Item code

**SS-FH23**

Round Iron Glass Hinge (Half overlay)



Have self Close Function  
Main Material : Iron  
Finish : Nickel plated  
Opening angle : 100°  
Dia. of hinge cup : 26mm

Item code

**SS-FH24**

Round Iron Glass Hinge (Embed)



Have self Close Function  
Main Material : Iron  
Finish : Nickel plated  
Opening angle : 100°  
Dia. of hinge cup : 26mm

Optional decorative lid hinge cup


Main material: Zinc alloy



CS-G CS-C CB-G  
CB-C CB-DC

Optional decorative lid hinge cup

Main material: Zinc alloy



AS-G AS-C AB-G  
AB-C AB-DC



## FURNITURE HINGE

Item code

### SS-FH13

26mm Cup Concealed Hydraulic Hinge (Full overlay)



Have self Close Function  
 Main Material : Cold-rolled steel  
 Finish : Nickel plated  
 Opening angle : 93°  
 Dia. of hinge cup : 26mm  
 Depth of hinge cup : 10mm  
 Door thickness : 12-20mm  
 Packing : 100pcs/ctn

Item code

### SS-FH16

Concealed Hydraulic Hinge (Full overlay)



Have self Close Function  
 Main Material : Cold-rolled steel  
 Finish : Nickel plated  
 Opening angle : 95°  
 Depth of hinge cup : 11.5mm  
 Door thickness : 19-21mm  
 Packing : 100pcs/ctn

Item code

### SS-FH14

26mm Cup Concealed Hydraulic Hinge (Half overlay)



Have self Close Function  
 Main Material : Cold-rolled steel  
 Finish : Nickel plated  
 Opening angle : 93°  
 Dia. of hinge cup : 26mm  
 Depth of hinge cup : 10mm  
 Door thickness : 12-20mm  
 Packing : 100pcs/ctn

Item code

### SS-FH17

Concealed Hydraulic Hinge, Clip On (Half overlay)

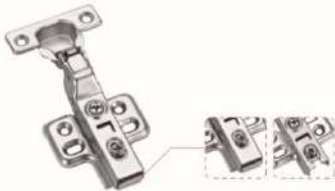


Have self Close Function  
 Main Material : Cold-rolled steel  
 Finish : Nickel plated  
 Opening angle : 95°  
 Depth of hinge cup : 11.5mm  
 Door thickness : 19-21mm  
 Packing : 100pcs/ctn

Item code

### SS-FH15

Concealed Hydraulic Hinge (Embed)



Have self Close Function  
 Main Material : Cold-rolled steel  
 Finish : Nickel plated  
 Opening angle : 93°  
 Dia. of hinge cup : 36mm  
 Depth of hinge cup : 10mm  
 Door thickness : 12-20mm  
 Packing : 100pcs/ctn

Item code

### SS-FH18

Concealed Hydraulic Hinge, Clip On (Embed)



Have self Close Function  
 Main Material : Cold-rolled steel  
 Finish : Nickel plated  
 Opening angle : 95°  
 Depth of hinge cup : 11.5mm  
 Door thickness : 19-21mm  
 Packing : 100pcs/ctn

**FURNITURE HINGE**

Item code

**SS-FH07**

Concealed Hydraulic Hinge (Full overlay)



Have self Close Function  
 Main Material : Cold-rolled steel  
 Finish : Nickel plated  
 Opening angle : 105°  
 Dia. of hinge cup : 35mm  
 Depth of hinge cup : 11.5mm  
 Door thickness : 14-21mm  
 Packing : 100pcs/ctn

Item code

**SS-FH10**

Concealed Hydraulic Hinge, Clip On (Full overlay)



Have self Close Function  
 Main Material : Cold-rolled steel  
 Finish : Nickel plated  
 Opening angle : 105°  
 Dia. of hinge cup : 35mm  
 Depth of hinge cup : 11.5mm  
 Door thickness : 14-21mm  
 Packing : 100pcs/ctn

Item code

**SS-FH08**

Concealed Hydraulic Hinge (Half overlay)



Have self Close Function  
 Main Material : Cold-rolled steel  
 Finish : Nickel plated  
 Opening angle : 105°  
 Dia. of hinge cup : 35mm  
 Depth of hinge cup : 11.5mm  
 Door thickness : 14-21mm  
 Packing : 100pcs/ctn

Item code

**SS-FH11**

Concealed Hydraulic Hinge, Clip On (Half overlay)



Have self Close Function  
 Main Material : Cold-rolled steel  
 Finish : Nickel plated  
 Opening angle : 105°  
 Dia. of hinge cup : 35mm  
 Depth of hinge cup : 11.5mm  
 Door thickness : 14-21mm  
 Packing : 100pcs/ctn

Item code

**SS-FH09**

Concealed Hydraulic Hinge (Embed)



Have self Close Function  
 Main Material : Cold-rolled steel  
 Finish : Nickel plated  
 Opening angle : 105°  
 Dia. of hinge cup : 35mm  
 Depth of hinge cup : 11.5mm  
 Door thickness : 14-21mm  
 Packing : 100pcs/ctn

Item code

**SS-FH12**

Concealed Hydraulic Hinge, Clip On (Embed)



Have self Close Function  
 Main Material : Cold-rolled steel  
 Finish : Nickel plated  
 Opening angle : 105°  
 Dia. of hinge cup : 35mm  
 Depth of hinge cup : 11.5mm  
 Door thickness : 14-21mm  
 Packing : 100pcs/ctn

## FURNITURE HINGE

Item code

**SS-FH01**

Concealed Hydraulic Hinge (Full overlay)



Have self Close Function  
 Main Material : Cold-rolled steel  
 Finish : Nickel plated  
 Opening angle : 105°  
 Dia. of hinge cup : 35mm  
 Depth of hinge cup : 11.5mm  
 Door thickness : 14-21mm  
 Packing : 100pcs/ctn

Item code

**SS-FH04**

Concealed Hydraulic Hinge, Clip On (Full overlay)



Have self Close Function  
 Main Material : Cold-rolled steel  
 Finish : Nickel plated  
 Opening angle : 105°  
 Dia. of hinge cup : 35mm  
 Depth of hinge cup : 11.5mm  
 Door thickness : 14-21mm  
 Packing : 100pcs/ctn

Item code

**SS-FH02**

Concealed Hydraulic Hinge (Half overlay)



Have self Close Function  
 Main Material : Cold-rolled steel  
 Finish : Nickel plated  
 Opening angle : 105°  
 Dia. of hinge cup : 35mm  
 Depth of hinge cup : 11.5mm  
 Door thickness : 14-21mm  
 Packing : 100pcs/ctn

Item code

**SS-FH05**

Concealed Hydraulic Hinge, Clip On (Half overlay)



Have self Close Function  
 Main Material : Cold-rolled steel  
 Finish : Nickel plated  
 Opening angle : 105°  
 Dia. of hinge cup : 35mm  
 Depth of hinge cup : 11.5mm  
 Door thickness : 14-21mm  
 Packing : 100pcs/ctn

Item code

**SS-FH03**

Concealed Hydraulic Hinge (Embed)



Have self Close Function  
 Main Material : Cold-rolled steel  
 Finish : Nickel plated  
 Opening angle : 105°  
 Dia. of hinge cup : 35mm  
 Depth of hinge cup : 11.5mm  
 Door thickness : 14-21mm  
 Packing : 100pcs/ctn

Item code

**SS-FH06**

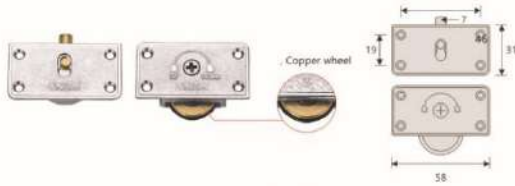
Concealed Hydraulic Hinge, Clip On (Embed)



Have self Close Function  
 Main Material : Cold-rolled steel  
 Finish : Nickel plated  
 Opening angle : 105°  
 Dia. of hinge cup : 35mm  
 Depth of hinge cup : 11.5mm  
 Door thickness : 14-21mm  
 Packing : 100pcs/ctn

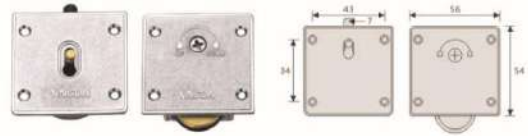
# SLIDING DOOR WHEEL

Item code  
**SS-SD01**  
 Small Sliding Door Wheel



Material : GB zinc alloy+Brass  
 Finish : Chrome

Item code  
**SS-SD04**  
 Large Sliding Door Wheel



Material : Chromium / Polishing Chrome  
 Finish : Nickel satin

Item code  
**SS-SD02**  
 Small Sliding Door Wheel



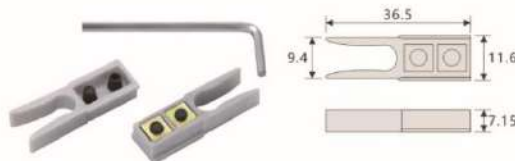
Material : GB zinc alloy+Plastic  
 Finish : Chromium

Item code  
**SS-SD05**  
 Plastic Sliding Door Wheel



Material : Plastic  
 Finish : Black

Item code  
**SS-SD03**  
 Plastic Sliding Door Wheel



Material : Plastic+Iron  
 Finish : Gray

Item code  
**SS-SD36**  
 Sliding Door Track



# SLIDING DOOR WHEEL

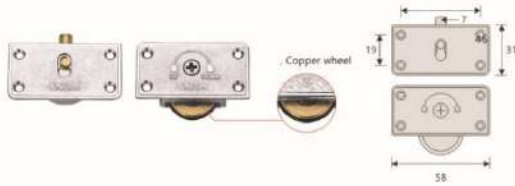


# SLIDING DOOR WHEEL

Item code

**SS-SD01**

Small Sliding Door Wheel

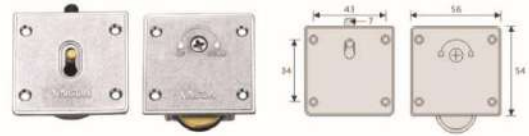


Material : GB zinc alloy+Brass  
Finish : Chrome

Item code

**SS-SD04**

Large Sliding Door Wheel



Material : Chromium / Polishing Chrome  
Finish : Nickel satin

Item code

**SS-SD02**

Small Sliding Door Wheel



Material : GB zinc alloy+Plastic  
Finish : Chromium

Item code

**SS-SD05**

Plastic Sliding Door Wheel

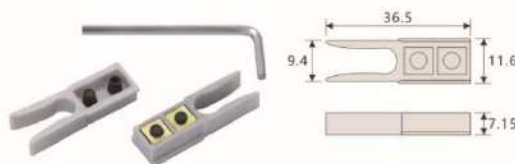


Material : Plastic  
Finish : Black

Item code

**SS-SD03**

Plastic Sliding Door Wheel



Material : Plastic+Iron  
Finish : Gray

Item code

**SS-SD36**

Sliding Door Track

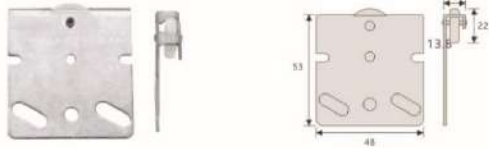


## SLIDING DOOR WHEEL

Item code

**SS-SD07**

Iron Sliding Door Wheel



Material : Iron  
Finish : Zinc

Item code

**SS-SD11**

Large Sliding Door Wheel

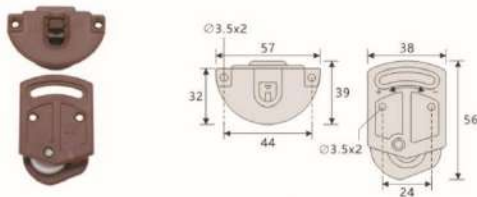


Material : ABS+Nylon  
Finish : Black

Item code

**SS-SD08**

Plastic Sliding Door Wheel

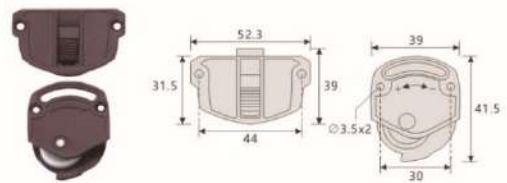


Material : Plastic  
Finish : Brown

Item code

**SS-SD12**

Nylon Sliding Door Wheel

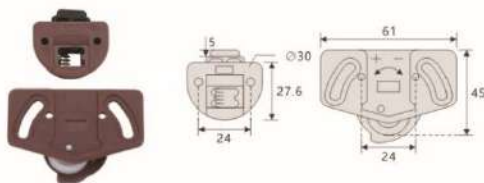


Material : Plastic  
Finish : Brown

Item code

**SS-SD09**

Plastic Sliding Door Wheel

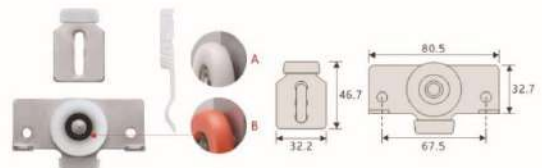


Material : Plastic+Iron  
Finish : Brown

Item code

**SS-SD13**

Adjustable Light Wheel



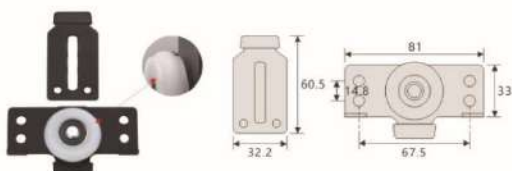
Material : Iron+Nylon  
Finish : Silver gray

Material: Iron+Nylon  
Finish: Silver gray

Item code

**SS-SD10**

Iron Plate Wheel A

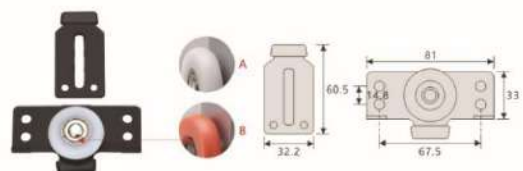


Material : Iron+Nylon  
Finish : Black

Item code

**SS-SD14**

Iron Plate Wheel



Material : Iron+Nylon  
Finish : Black / Silver gray

# SLIDING DOOR WHEEL

Item code  
**SS-SD15**  
Sliding Door Track



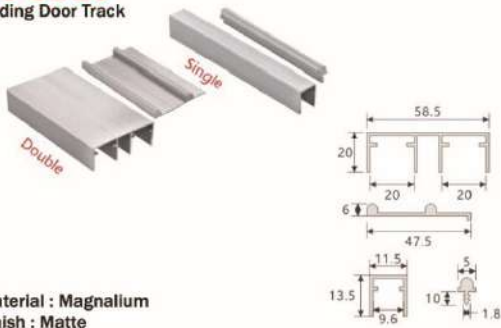
Material : Magnalium  
Finish : Matte

Item code  
**SS-SD18**  
Sliding Door Track



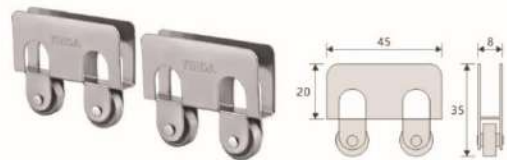
Material : Magnalium  
Finish : Matte

Item code  
**SS-SD16**  
Sliding Door Track



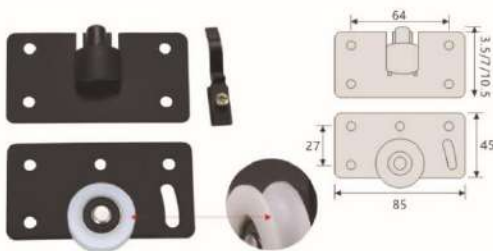
Material : Magnalium  
Finish : Matte

Item code  
**SS-SD19**  
Iron Plate Wheel



Material : Iron  
Finish : Chromium

Item code  
**SS-SD17**  
Iron Plate Wheel



Optional accessories



Material: Iron  
Finish: Black / Brown

Material : Iron  
Finish : Black / Brown



## SLIDING DOOR WHEEL

Item code

**SS-SD20**

Big Wheel Iron Plate Wheel



Material : Magnalium  
Finish : Matte

Optional accessories

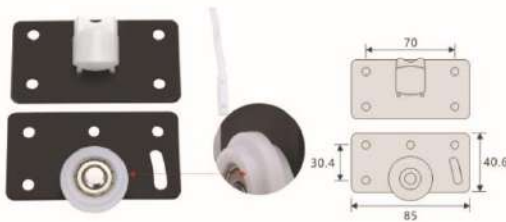


Material : Iron+Nylon  
Finish : Black

Item code

**SS-SD21**

Iron Plate Wheel



Optional accessories

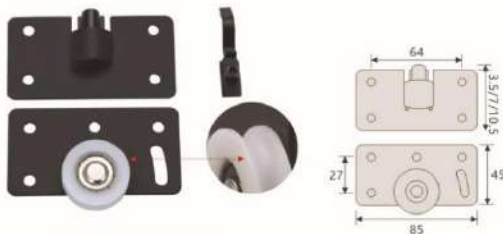


Material : Iron+Nylon  
Finish : Black


Item code

**SS-SD22**

B Wheel Plate Wheel



Optional accessories

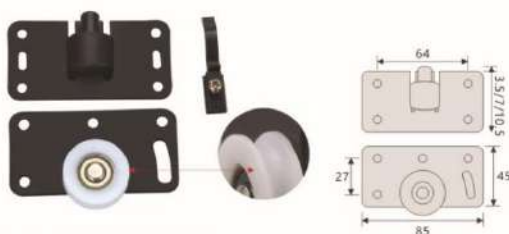


Material : Iron+Nylon  
Finish : Black


Item code

**SS-SD23**

C Wheel Plate Wheel



Optional accessories



Material : Iron+Nylon  
Finish : Black

# SLIDING DOOR WHEEL

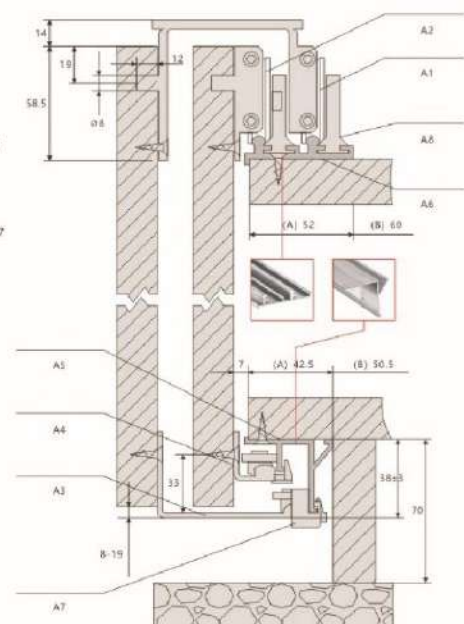
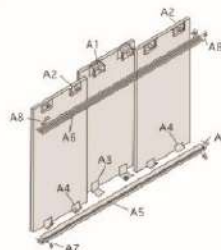
Item code  
**SS-SD24**  
 Heavy Lift Wheel



Fittings	Installation method	Installation method		
		for 2 doors 1 outer 1 inner	for 3 doors 1 outer 2 inner	for 3 doors 2 outer 1 inner
A1	Roller for outer door	2 PCS	2 PCS	4 PCS
A2	Roller for inner door	2 PCS	4 PCS	4 PCS
A3	Guide for outer door	2 PCS	2 PCS	4 PCS
A4	Guide for inner door	2 PCS	4 PCS	2 PCS
A5	Down double guide rail	1 Piece	1 Piece	1 Piece
A6	Upper double guide rail	1 Piece	1 Piece	1 Piece
A7	Guide stopper in the down rail	4 PCS	2 PCS	4 PCS
A8	Guide stopper in the upper rail	4 PCS	4 PCS	4 PCS

### Installation Instruction For 3 Doors

**330 Heavy Lift Wheel (Wood Door, Aluminum Door) Information**  
 Rail Length : 2m or 2.5m or 3m  
 For door thickness : 19-30mm  
 Door weight : Max 60kg  
 Packing : 12 sets/carton (for 2 doors per set) or as requested



# SLIDING DOOR WHEEL

Item code

**SS-SD25**

Light Handing Wheel


Light wardrobe sliding-door suspension wheel Information

Guiding rail : special aluminum alloy profile

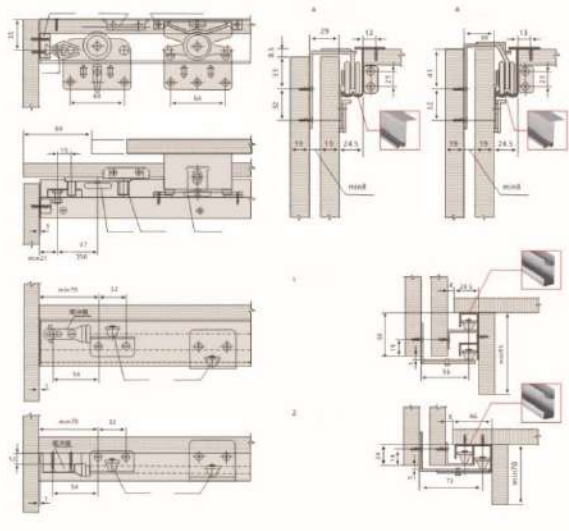
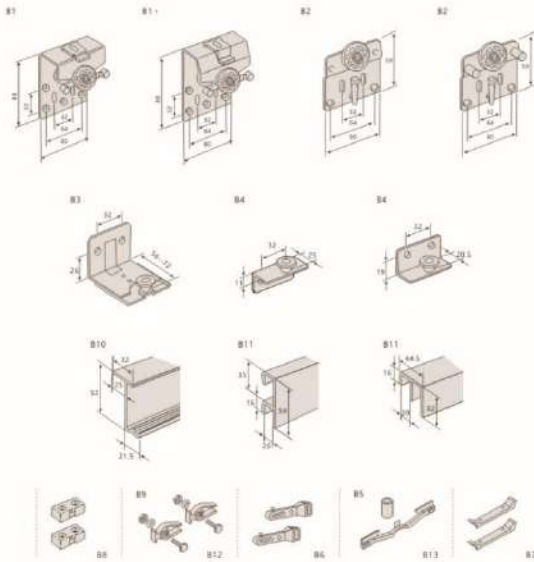

Door thickness : 18-24mm (when thickness of inner door increases to 30mm, out wheel should be custom-made)

Door weight : Max 40kg

Installation : 2door (1outer and 1inner) 3door (1outer and 2inner) 3door (2outer and 1inner) 4door (2outer and 2inner)



Optional accessories



# SLIDING DOOR WHEEL

Item code

**SS-SD24**

Light Handing Wheel

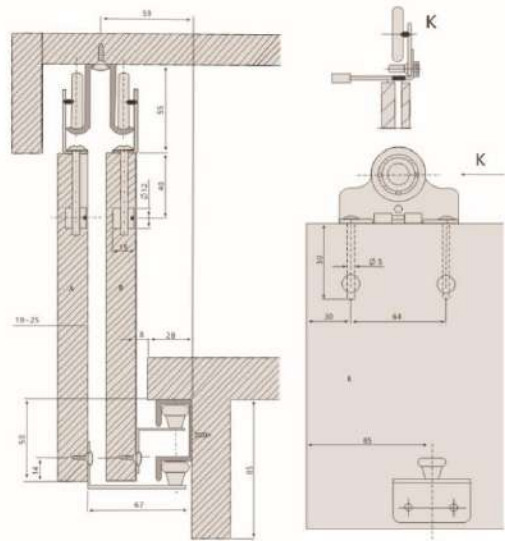
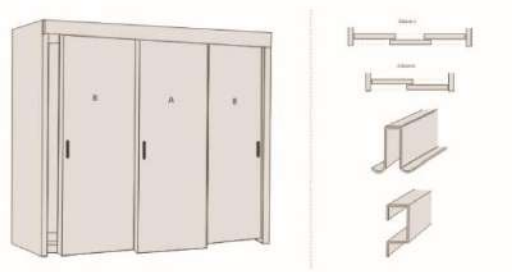
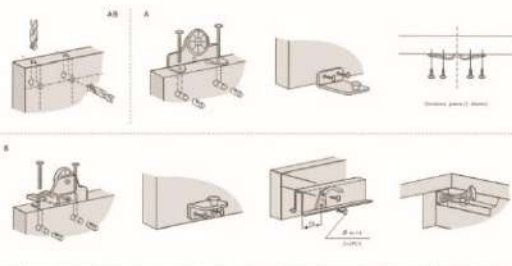
Light wardrobe sliding-door suspension wheel Information

Guiding rail : special aluminum alloy profile

Door thickness : 18-24mm (when thickness of inner door increases to 30mm, out wheel should be custom-made)

Door weight : Max 40kg

Installation : 2door (1outer and 1inner) 3door (1outer and 2inner) 3door (2outer and 1inner) 4door (2outer and 2inner)



# CHAIR CASTER



**CHAIR CASTER**

Item code  
**SS-CC01**  
Flat Plate Alloy Caster

A=50.6mm  
B=40mm



Material : Iron / GB Zinc Alloy+Nylon  
Finish : Polishing Chrome+Black

Item code  
**SS-CC02**  
Flat Plate Alloy Caster

A=50.6mm  
B=40mm



Material : Iron / GB Zinc Alloy+Nylon  
Finish : Polishing Chrome+Black

Item code  
**SS-CC03**  
Screw Design Alloy Caster

A=50.6mm  
B=40mm



Material : Iron / GB Zinc Alloy+Nylon  
Finish : Polishing Chrome+Black

Item code  
**SS-CC04**  
Screw Design Alloy Caster

A=50.6mm  
B=40mm



Material : Iron / GB Zinc Alloy+Nylon  
Finish : Polishing Chrome+Black

Item code  
**SS-CC05**  
Flat Plate Plastic Caster

A=80mm  
B=58.6mm



Material : Iron / Plastic  
Finish : Polishing Chrome+Black

Item code  
**SS-CC06**  
Flat Plate Plastic Caster

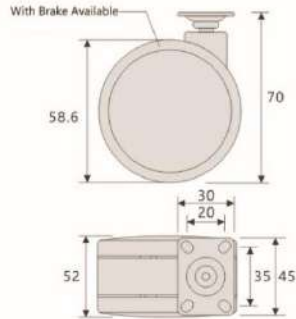
A=80mm  
B=58.6mm



Material : Iron / Plastic  
Finish : Polishing Chrome+Black

# CHAIR CASTER

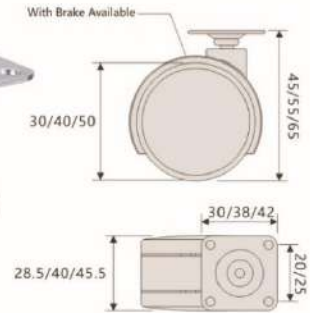
Item code  
**SS-CC07**  
Flat Plate Caster



Material : Iron / Plastic  
Finish : Black

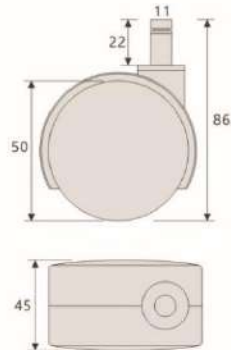
Item code  
**SS-CC08**  
Chair Caster

A=30mm  
B=40mm  
C=50mm



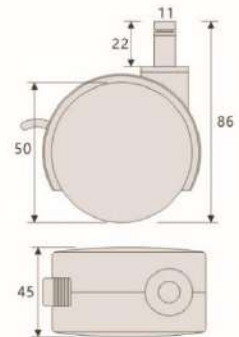
Material : PA / PP  
Finish : Black / Gray

Item code  
**SS-CC09**  
Circlip Design Caster



Material : Iron+New PP  
Finish : Black / White

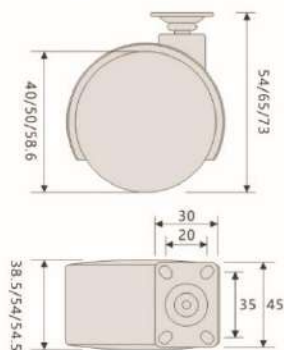
Item code  
**SS-CC10**  
Circlip Design Caster



Material : Iron+New PP  
Finish : Black / White

Item code  
**SS-CC11**  
Flat Plate Surface Caster

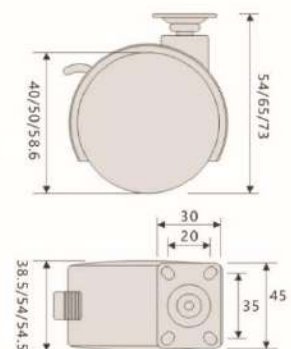
A=58.6mm  
B=50mm  
C=40mm



Material : Iron / Plastic  
Finish : Black / White / Gray

Item code  
**SS-CC12**  
Flat Plate Surface Caster

A=58.6mm  
B=50mm  
C=40mm



Material : Iron / Plastic  
Finish : Black / White / Gray

**CHAIR CASTER**

Item code  
**SS-CC13**  
Flat Plate Caster

A=50mm  
B=40mm



Material : PA / PP  
Finish : Black

Item code  
**SS-CC14**  
Flat Plate Caster

A=50mm  
B=40mm



Material : PA / PP  
Finish : Black

Material: PA / PP  
Finish: Black

Item code  
**SS-CC15**  
Screw Design Caster

A=50mm  
B=40mm



Material : PA / PP  
Finish : Black

Material: PA / PP  
Finish: Black

Item code  
**SS-CC16**  
Screw Design Caster

A=50mm  
B=40mm



Material : PA / PP  
Finish : Black

Material: PA / PP  
Finish: Black

Item code  
**SS-CC17**  
Iron bolt caster with hat

A=50mm  
B=40mm



Material : PA / PP  
Finish : Black

Item code  
**SS-CC18**  
Iron bolt caster with hat

A=50mm  
B=40mm

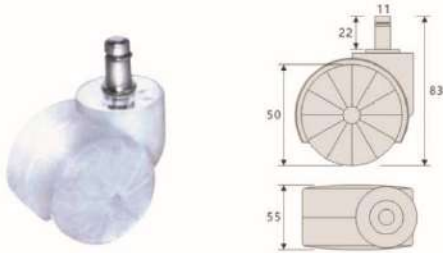


Material : PA / PP  
Finish : Black



**CHAIR CASTER**

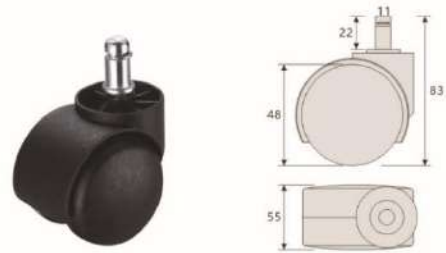
Item code  
**SS-CC19**  
Chair Caster



Material: Iron+PC  
Finish: White

Material : Iron+PC  
Finish : White

Item code  
**SS-CC20**  
Chair Caster



Material: Iron+Plastic  
Finish: Black / White

Material : Iron+Plastic  
Finish : Black / White

Item code  
**SS-CC21**  
Iron Bolt Design Caster

A=50mm  
B=40mm



Material : PA / PP  
Finish : Black / White / Gray

Item code  
**SS-CC22**  
Iron Bolt Design Caster

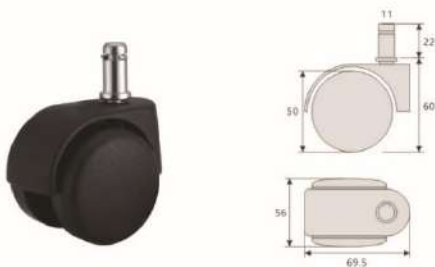
A=50mm  
B=40mm



Material : PA / PP  
Finish : Black / White / Gray

Item code  
**SS-CC23**  
Swivel Wheel

A=50mm  
B=40mm



Material : PA  
Finish : Black

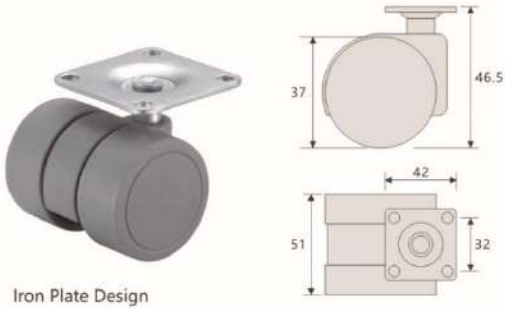
Item code  
**SS-CC24**  
Pressure Wheel



Material : PA  
Finish : Black

**CHAIR CASTER**

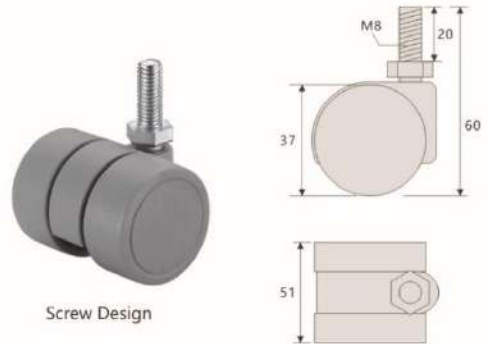
Item code  
**SS-CC25**  
Nylon Caster



Iron Plate Design

Material : Nylon  
Finish : Black / Gray

Item code  
**SS-CC26**  
Nylon Caster



Screw Design

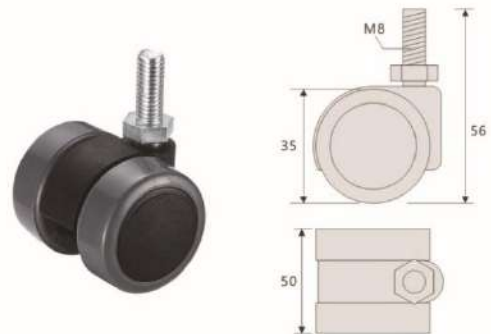
Material : Nylon  
Finish : Black / Gray

Item code  
**SS-CC27**  
Chair Caster



Material : Nylon+PVC  
Finish : Black / Gray

Item code  
**SS-CC28**  
Chair Caster



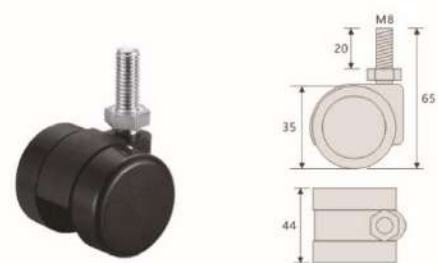
Material : Nylon+PVC  
Finish : Black / Gray

Item code  
**SS-CC29**  
Swivel Wheel



Material : Nylon+PVC  
Finish : Black / Gray

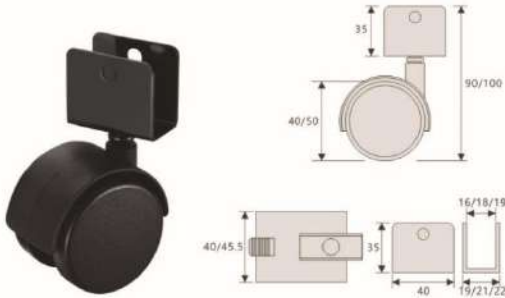
Item code  
**SS-CC30**  
Swivel Wheel



Material : Nylon  
Finish : Black / Gray

**CHAIR CASTER**

Item code  
**SS-CC31**  
Splint Caster



Material : PA / PP  
Finish : Black

Item code  
**SS-CC32**  
Splint Caster



Material : PA / PP  
Finish : Black

Item code  
**SS-CC33**  
Iron Plate / Circlip Caster



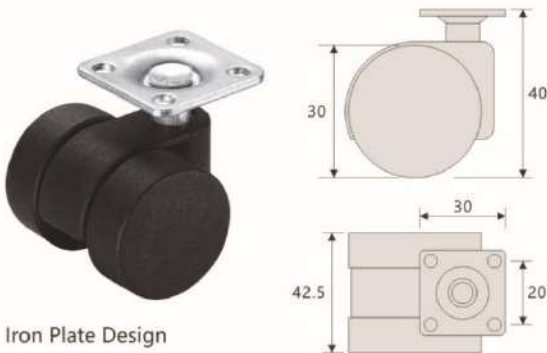
Material : PA+PVC  
Finish : Black / Gray

Item code  
**SS-CC34**  
Iron Plate / Circlip Caster



Material : PA+PVC  
Finish : Black / Gray

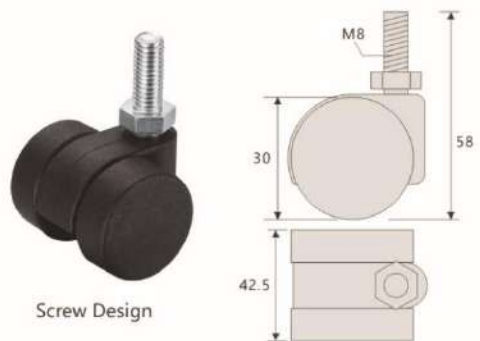
Item code  
**SS-CC35**  
Nylon Caster



Iron Plate Design

Material : Nylon PA  
Finish : Black / Gray

Item code  
**SS-CC36**  
Caster

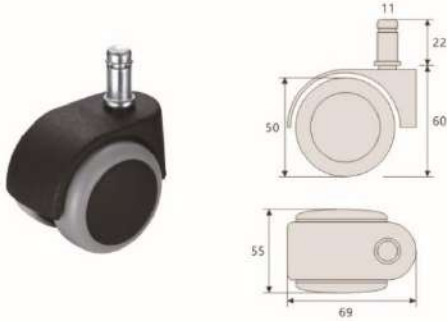


Screw Design

Material : Nylon  
Finish : Black / Gray

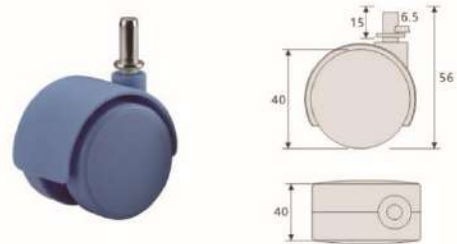
**CHAIR CASTER**

Item code  
**SS-CC37**  
Swivel Wheel



Material : Nylon  
Finish : Black+Gray

Item code  
**SS-CC38**  
Iron Bolt Caster



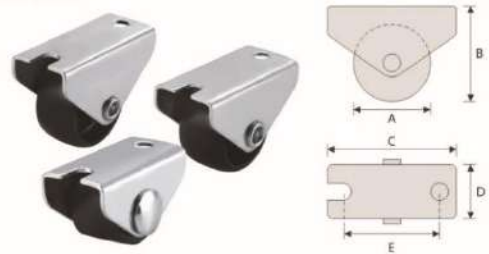
Material : Plastic+Iron  
Finish : Black / Blue / Purple / Gray / Red

Item code  
**SS-CC39**  
Fixed wheel



Material : PP+TPR  
Finish : Black / Gray

Item code  
**SS-CC40**  
Caster Wheel



A	B	C	D	E
30	34	45.7	20	32
25	28.8	40.3	20	28
15.3	18	30.6	15.7	20

Material : Iron+PP  
Finish : Black

Item code  
**SS-CC41**  
TPR Caster



W505-13

A	B	C	D	E
75	97	20	Ø10	46
40	57	15	Ø6	33
30	45	16	Ø6	33

Material : Iron+TPR  
Finish : Gray+Black

Item code  
**SS-CC42**  
Transparent Caster



Material : PU  
Finish : Transparent black / Red / Green / Blue / Orange / Pink

**CHAIR CASTER**

Item code  
**SS-CC43**  
TPR Caster



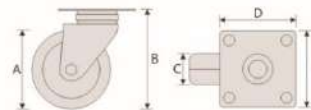
Material : Iron+TPR  
Finish : Gray+Black

Item code  
**SS-CC44**  
TPR Caster



Material : Iron+TPR  
Finish : Gray+Black

Item code  
**SS-CC45**  
TPR Caster



A	B	C	D	E
30	49	14	42	42
40	60	14	42	42
50	71	19	50	50
63	84	20	50	50
75	100	20	65	65

Material : Iron+TPR  
Finish : Gray+Black

Other Size Can Be Custom Made

Item code  
**SS-CC46**  
TPR Caster



A	B	C	D	E
30	49	14	42	42
40	60	14	42	42
50	71	19	50	50
63	84	20	50	50
75	100	20	65	65

Other Size Can Be Custom Made

Material : TPR  
Finish : Black / Gray

**CHAIR CASTER**

Item code  
**SS-CC47**  
Transparent Caster



Material : TPR  
Finish : Black / Gray

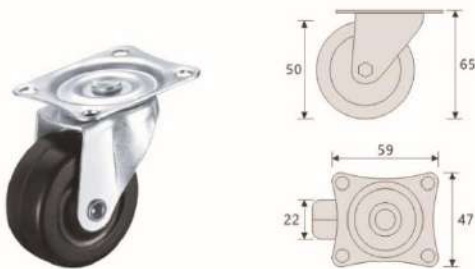
Item code  
**SS-CC48**  
Screw Design Rubber Caster

A=50mm  
B=40mm

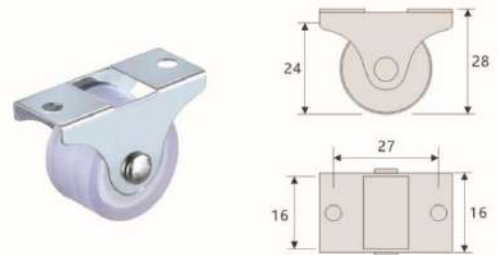


Material : TPR  
Finish : Black / Gray

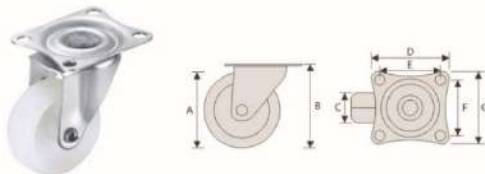
Item code  
**SS-CC49**  
Rubber Caster



Item code  
**SS-CC50**  
Fixed wheel



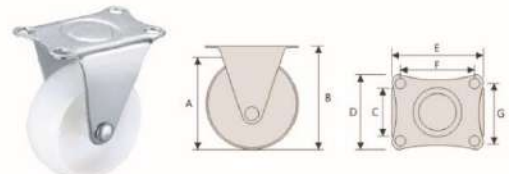
Item code  
**SS-CC51 (W01-W05)**  
Universal wheel



No	A	B	C	D	E	F	G
W01	74	90	45	70	54	40	58
W02	48	65	33	58	45	34	46
W03	37	50	27	46	35	26	39
W04	29	38	22	38	29	24	33
W05	24	36	22	38	29	24	33

Material : Iron+Plastic  
Finish : Black / White

Item code  
**SS-CC52 (Z01-Z05)**  
Fixed wheel



No	A	B	C	D	E	F	G
Z01	74	80	45	45	70	50	30
Z02	48	61	33	41	61	44	25
Z03	37	47	27	25	47	35	15
Z04	29	37	22	19	37	28	15

Material : Iron+Plastic  
Finish : Black / White

## CHAIR CASTER

Item code

**SS-CC53**

Transparent Caster

Material : Iron+PU  
Finish : Transparent



Item code

**SS-CC55**

Transparent Caster

Material : Iron+PU  
Finish : Transparent



Item code

**SS-CC54 (W301-W301A)**

Transparent Caster

Material : Iron+PU  
Finish : Transparent

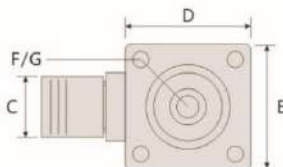
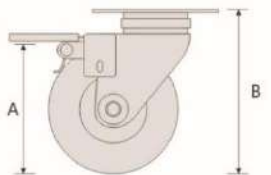



Item code

**SS-CC56 (W300-W300A)**

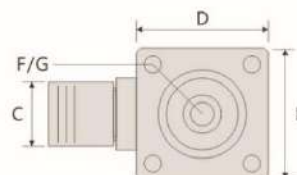
Transparent Caster

Material : Iron+PU  
Finish : Transparent



No	A	B	C	D	E	F	G
W301/W301A	50	64	20	42	42	M8x15	Φ11x22
W301/W301A	75	97	20	60	60	M10x15	Φ11x22

Size or color can be custom made



No	A	B	C	D	E	F	G
W300/W300A	35	50.5	20	42	42	M8x15	Φ11x22

Size or color can be custom made

# CABINET DOOR SUPPORT





## CABINET DOOR SUPPORT

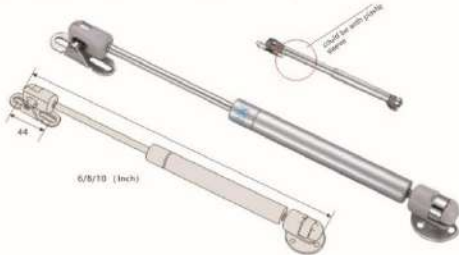
Item code

### SS-CD01

Transparent Caster (Rubber head / Iron head) Gas Spring

Full Buffer / 2-section Buffer Silent Travel


Applications : Suitable for up-turning wooden door and aluminum frame door, weight-lifting is 60N, 80N, 100N, 120N and 150N Different specs are suitable for doors of different weights. Pneumatic support can be purchased or custom made for proper strength based on weight of door panel.



Material : Iron+Plastic  
Finish : Gray



Optional Accessories



Item code

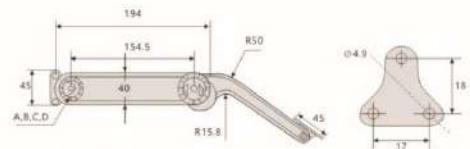
### SS-CD02

Light Duty Lifting Support



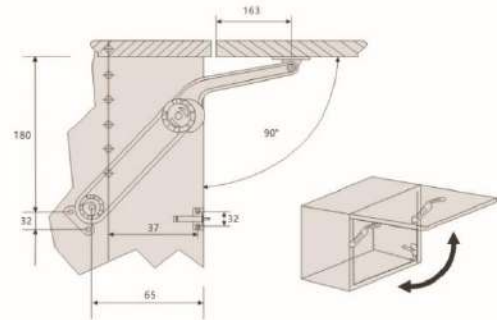
Material : GB zinc alloy  
Finish : Nickel  
Bearing : 30kg

Installation Instruction



Forces Adjustment:

For Aluminium Frame Door



Item code

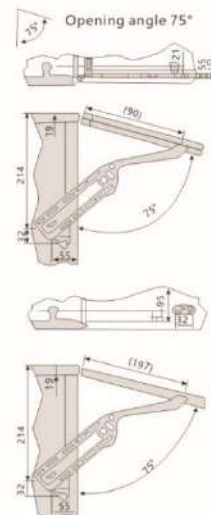
### SS-CD03

Heavy Duty Lifting Support



Material : GB zinc alloy  
Finish : Nickel  
Bearing : 30kg

Installation Instruction



# CABINET DOOR SUPPORT

Item code

## SS-CD04

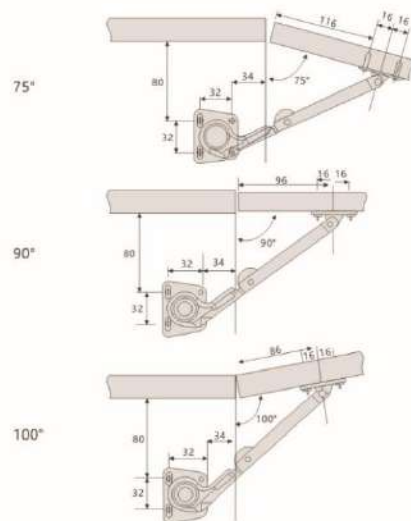
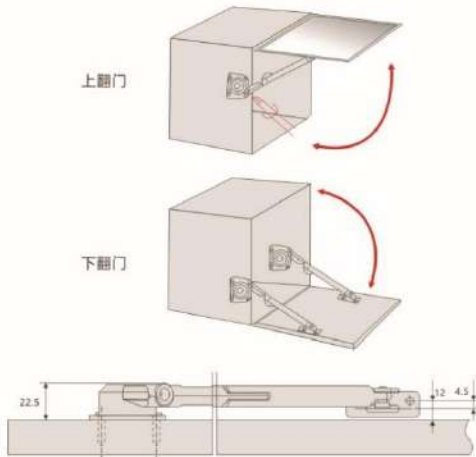
Hydraulic Support

Applications features :

Used in kitchen cabinet up open and down open door, Up-open door can be installed in 75o,90o, Down open door panel can be installed in 90o; In parallel with cabinet body. Used in pair, the left and right.



Installation Instruction

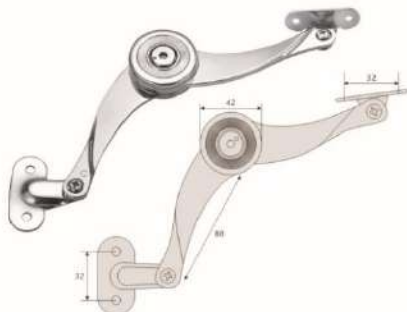


Material : Zinc alloy / Iron  
Finish : Chrome

Item code

## SS-CD05

Fixed Support

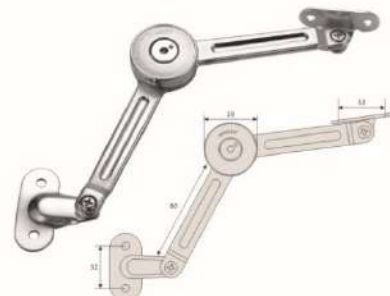


Material : Zinc alloy  
Finish : Nickel

Item code

## SS-CD06

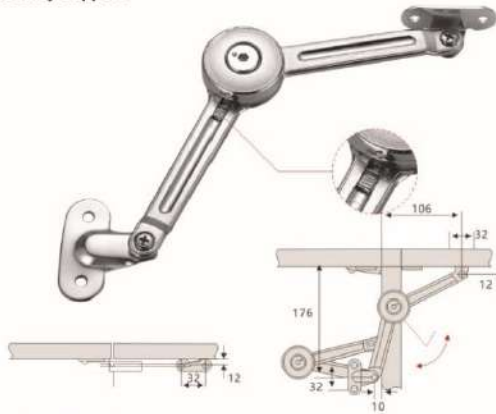
Fixed Support



Material : Zinc alloy  
Finish : Nickel

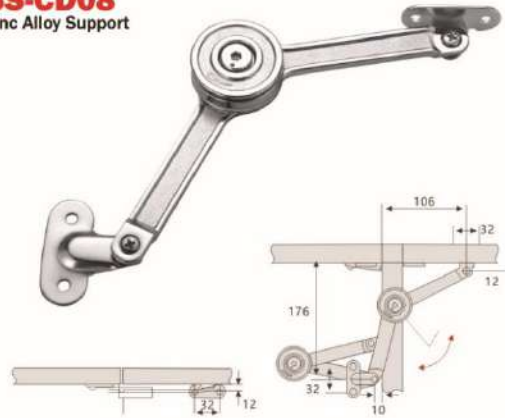
# CABINET DOOR SUPPORT

Item code  
**SS-CD07**  
Zinc Alloy Support



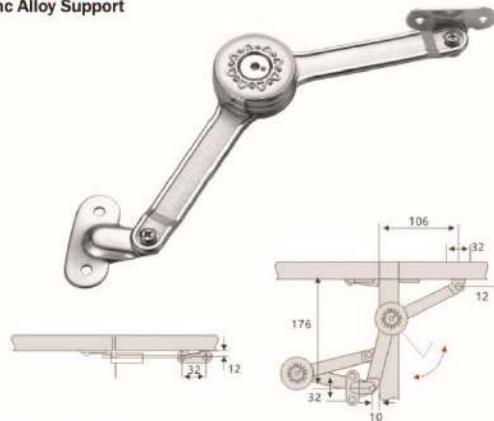
Material : Zinc alloy  
Finish : Nickel

Item code  
**SS-CD08**  
Zinc Alloy Support



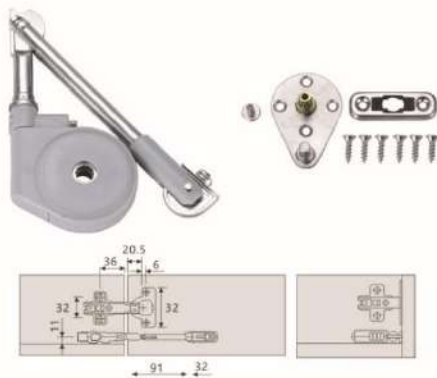
Material : Zinc alloy  
Finish : Nickel

Item code  
**SS-CD09**  
Zinc Alloy Support

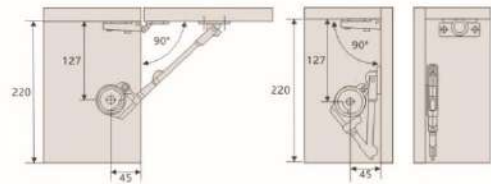


Material : Zinc alloy  
Finish : Nickel

Item code  
**SS-CD10**  
Up Open Support A



Material : Zinc alloy+Plastic  
Finish : Gray / Black

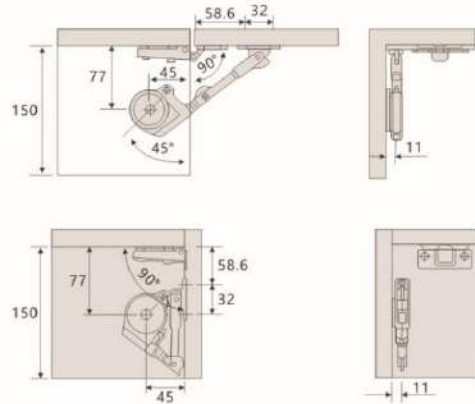
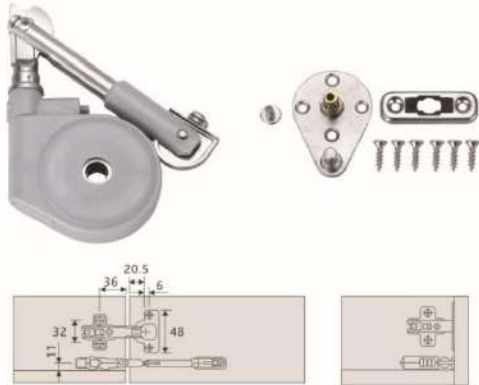


# CABINET DOOR SUPPORT

Item code

**SS-CD11**

Up Open Support B

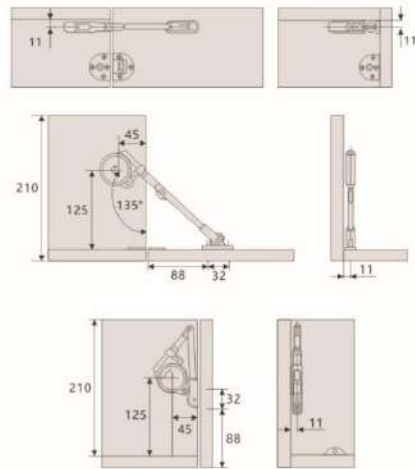


Material : Zinc alloy+Plastic  
Finish : Gray / Black

Item code

**SS-CD12**

Down Open Support A

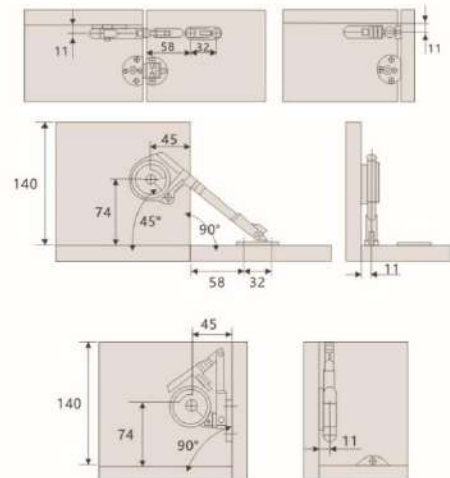


Material : Zinc alloy+Plastic  
Finish : Gray / Black

Item code

**SS-CD13**

Down Open Support B



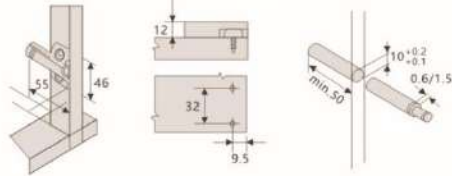
Material : Zinc alloy+Plastic  
Finish : Gray / Black

**CABINET DOOR SUPPORT**

Item code  
**SS-CD14**  
Plastic Buffer

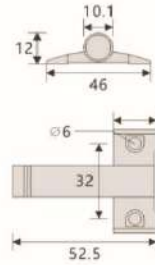


SS-0800A    SS-0800B    SS-0800C    SS-0800D



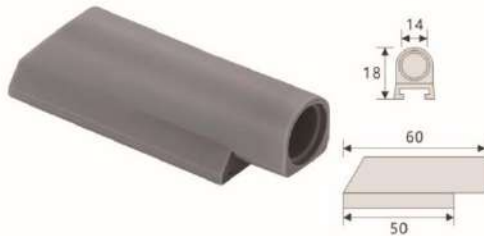
Material : Plastic  
Finish : Gray

Item code  
**SS-CD17**  
Plastic Buffer



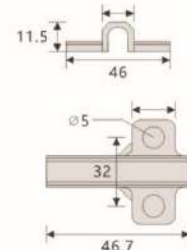
Material : Plastic  
Finish : Gray

Item code  
**SS-CD15**  
Plastic Buffer



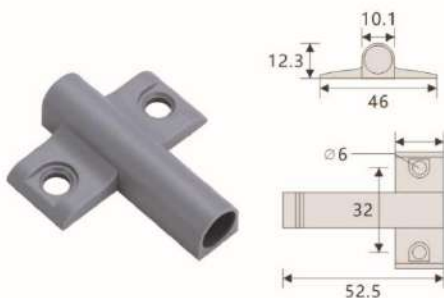
Material : Plastic  
Finish : Gray

Item code  
**SS-CD18**  
Plastic Buffer



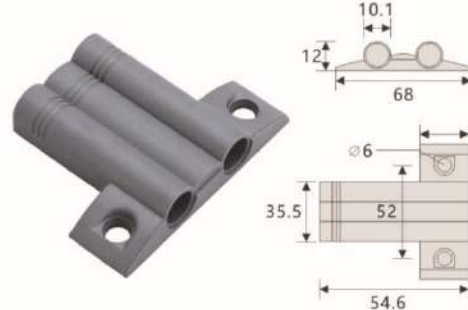
Material : Plastic  
Finish : Gray

Item code  
**SS-CD16**  
Plastic Buffer



Material : Plastic  
Finish : Gray

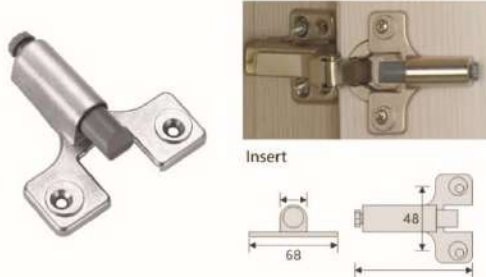
Item code  
**SS-CD19**  
Plastic Buffer



Material : Plastic  
Finish : Gray

**CABINET DOOR SUPPORT**

Item code  
**SS-CD20**  
Alloy Buffer



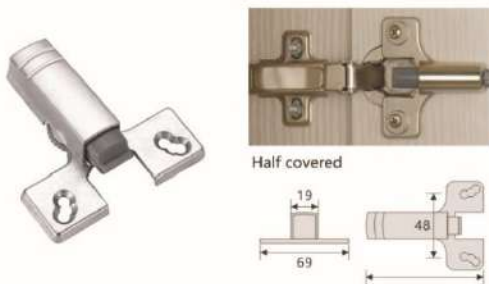
Material : Alloy+Plastic  
Finish : Nickel

Item code  
**SS-CD23**  
Alloy Buffer




Material : Plastic  
Finish : Gray

Item code  
**SS-CD21**  
Plastic Buffer




Material : Alloy+Plastic  
Finish : Nickel

Item code  
**SS-CD24**  
Plastic Buffer



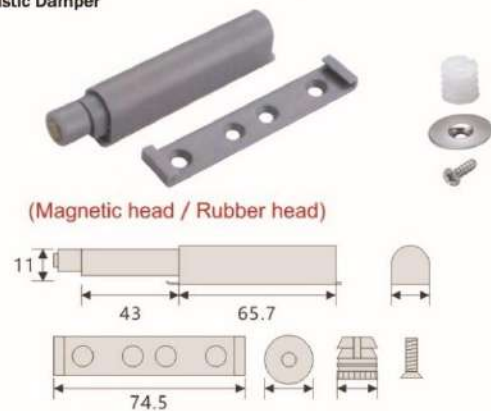
Material : Plastic  
Finish : Gray

Item code  
**SS-CD22**  
Plastic Damper



Material : Plastic  
Finish : Gray

Item code  
**SS-CD25**  
Plastic Damper



Material : Plastic  
Finish : Gray

**CABINET DOOR SUPPORT**

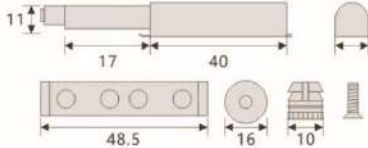
Item code

**SS-CD26**

Plastic Damper



(Magnetic head / Rubber head)

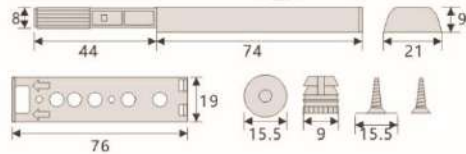


Material : Plastic  
Finish : Gray

Item code

**SS-CD28**

Plastic Damper (Magnetic head)

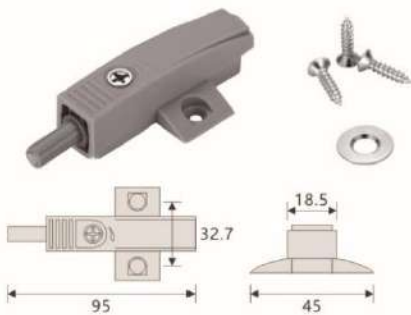


Material : Plastic+Iron  
Finish : Gray+Nickel

Item code

**SS-CD27**

Plastic Damper




Material : Plastic  
Finish : Gray

Item code

**SS-CD29**

Plastic Damper

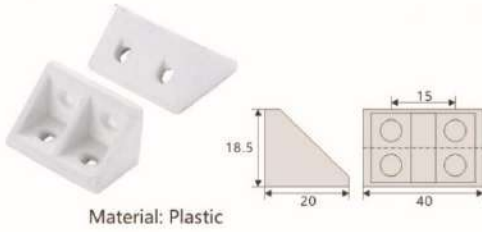


Material : Plastic+Iron  
Finish : Gray+Nickel



**CABINET DOOR SUPPORT**

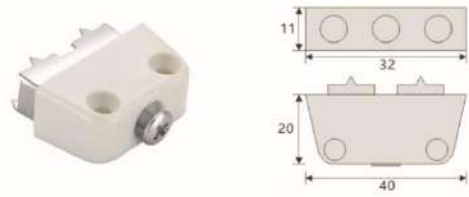
Item code  
**SS-CD30**  
Horn Code



Material: Plastic

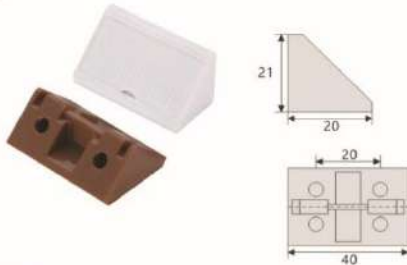
Material : Plastic  
Finish : White / Other color could be customized

Item code  
**SS-CD34**  
Horn Code



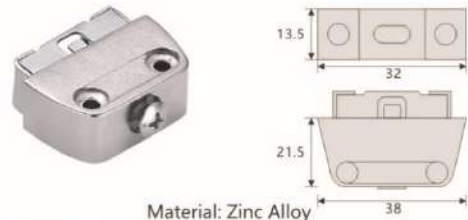
Material : Plastic+Iron  
Finish : White / Brown / Other color could be customized

Item code  
**SS-CD31**  
Horn Code



Material : Plastic  
Finish : White / Other color could be customized

Item code  
**SS-CD35**  
Horn Code



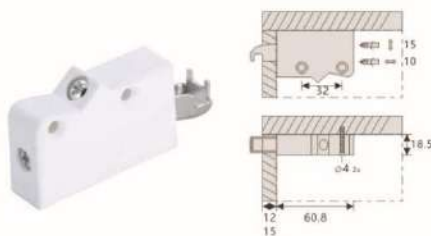
Material : Zinc Alloy  
Finish : Nickel

Item code  
**SS-CD32**  
Hanging Code




Material : Iron  
Finish : Blue Zinc

Item code  
**SS-CD33**  
Hanging Code



Material : Plastic+Iron  
Finish : White / Brown / Other color could be customized

Item code  
**SS-CD36**  
Hanging Code

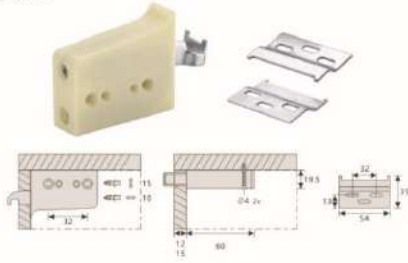


Material : ABS+Iron  
Finish : White / Gray



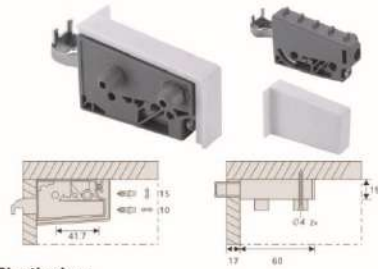
# CABINET DOOR SUPPORT

Item code  
**SS-CD37**  
Hanging Code




Material : Plastic+Iron  
Finish : White / Brown / Other color could be customized

Item code  
**SS-CD41**  
Hanging Code



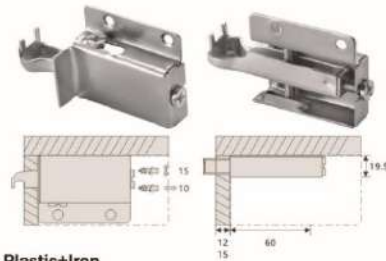
Material : Plastic+Iron  
Finish : White / Brown / Other color could be customized

Item code  
**SS-CD38**  
Hanging Code



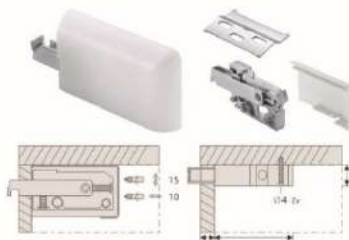
Material : Plastic+Iron  
Finish : White / Brown / Other color could be customized

Item code  
**SS-CD42**  
Hanging Code



Material : Plastic+Iron  
Finish : White / Brown / Other color could be customized

Item code  
**SS-CD39**  
Hanging Code



Material : Plastic+Iron  
Finish : White / Brown / Other color could be customized


Item code  
**SS-CD43**  
Hanging Code



(mm)	(mm)	(mm)	(mm)
20x20x15	1.0	80x80x20	1.5
25x25x15	1.2		2.0
30x30x15	1.5		3.0
40x40x15	1.8	90x90x20	1.5
50x50x15	2.0		2.0
60x60x15	1.5		3.0
75x75x15	2.0		1.5
	1.5	100x100x20	2.0
70x70x20	2.0		3.0
	3.0		

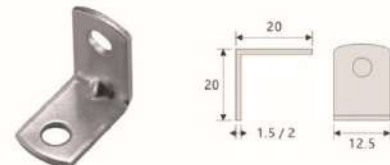
Material : Q195 Steel  
Finish : White zinc / Color zinc

Item code  
**SS-CD40**  
Corner Bracket



Material : Plastic+Iron  
Finish : White / Gray

Item code  
**SS-CD44**  
Hanging Code



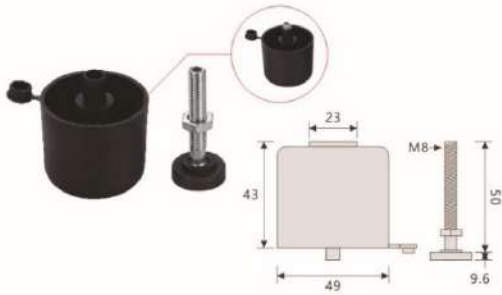
Material : Iron  
Finish : Color zinc / White zinc /

**CHAIR GLIDE  
SOFA LEG  
HANDEL SERIES**



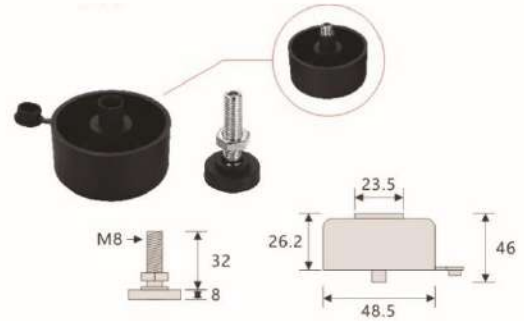
**CHAIR GLIDE**

Item code  
**SS-CG01**  
Mat



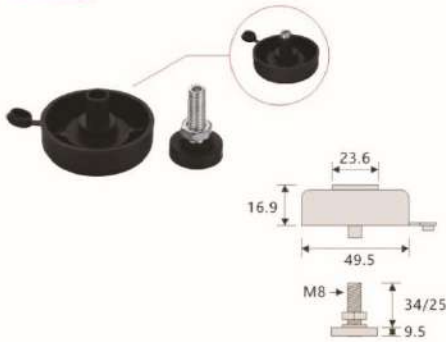
Material : Iron+Plastic  
Finish : Black

Item code  
**SS-CG04**  
Mat



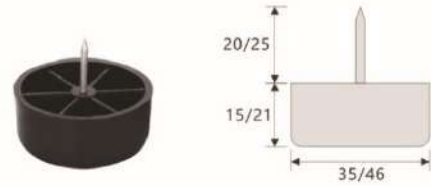
Material : Iron+Plastic  
Finish : Black

Item code  
**SS-CG02**  
Mat



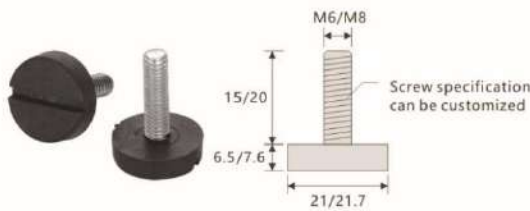
Material : Iron+Plastic  
Finish : Black

Item code  
**SS-CG05**  
Ground Pin



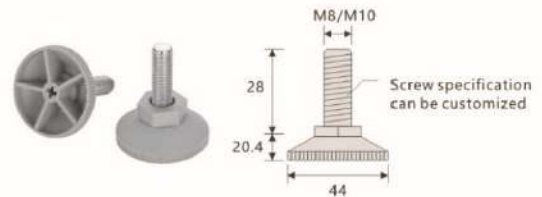
Material : Iron+Plastic  
Finish : Black

Item code  
**SS-CG03**  
Mat



Material : Iron+Plastic  
Finish : Black

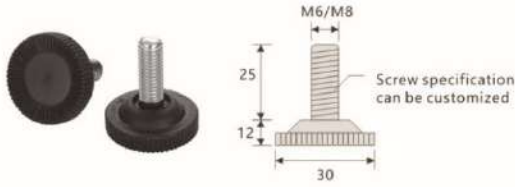
Item code  
**SS-CG06**  
Mat



Material : Iron+Plastic  
Finish : Black

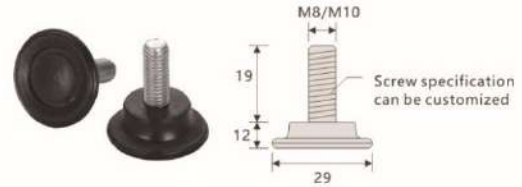
**CHAIR GLIDE**

Item code  
**SS-CG07**  
Mat



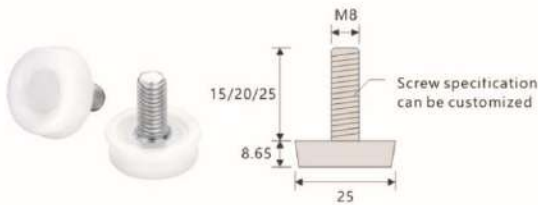
Material : Iron+Plastic  
Finish : Black /Gray

Item code  
**SS-CG11**  
Mat



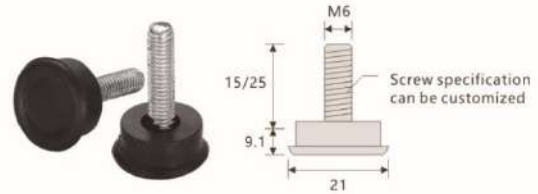
Material : Iron+Plastic  
Finish : Black

Item code  
**SS-CG08**  
Mat



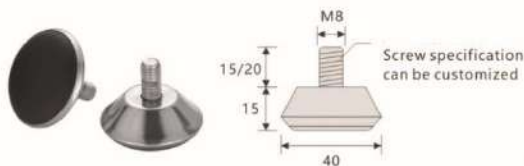
Material : Iron+Plastic  
Finish : Black /White

Item code  
**SS-CG12**  
Mat



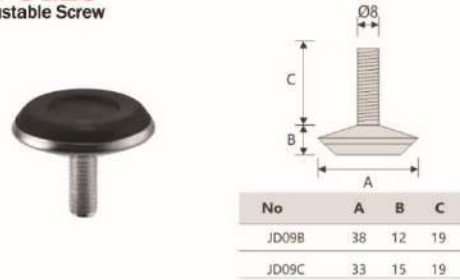
Material : Iron+Plastic  
Finish : Black

Item code  
**SS-CG09**  
Mat



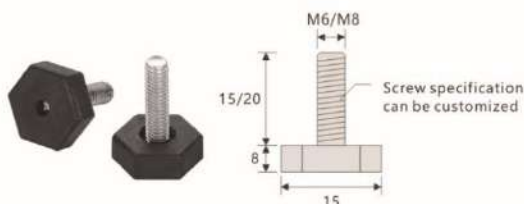
Material : Stainless steel+Plastic  
Finish : Chrome

Item code  
**SS-CG13**  
Adjustable Screw



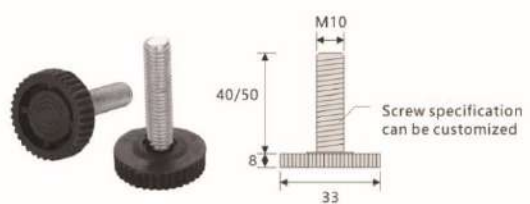
Material : Stainless steel+Plastic  
Finish : Chrome

Item code  
**SS-CG10**  
Mat



Material : Iron+Plastic  
Finish : Black

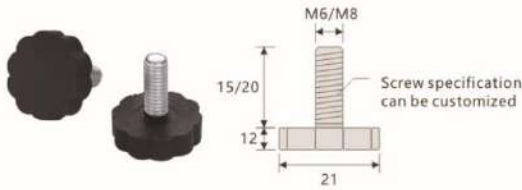
Item code  
**SS-CG14**  
Mat



Material : Iron+Plastic  
Finish : Black

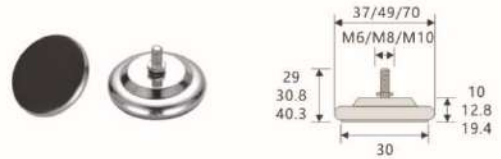
**CHAIR GLIDE**

Item code  
**SS-CG15**  
Mat



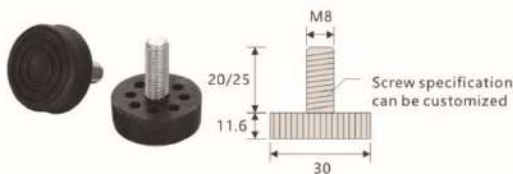
Material : Iron+Plastic  
Finish : Black

Item code  
**SS-CG19**  
Adjustable Screw



Material : Iron+Plastic  
Finish : Black

Item code  
**SS-CG16**  
Mat

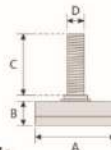


Material : Iron+Plastic  
Finish : Black

Item code  
**SS-CG20**  
Mat



Material : Iron+Plastic  
Finish : White



No型号	A	B	C	D
DIX015A	35	12.1	30	M8
DIX015B	35	12.1	40	M10
DIX015C	43	12.1	30	M8
DIX015D	43	12.1	40	M10

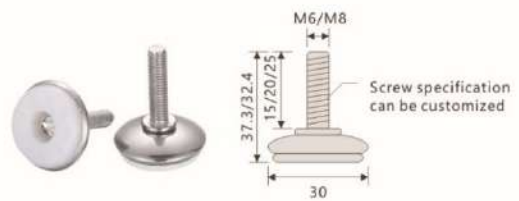
Material : Iron+Plastic  
Finish : White

Item code  
**SS-CG17**  
Mat+Nut




Material : Nylon+Iron  
Finish : Black+Zinc

Item code  
**SS-CG21**  
Mat



Material : Iron+Plastic  
Finish : Chrome+White

Item code  
**SS-CG18**  
Mat



Material : Iron+Plastic  
Finish : Black

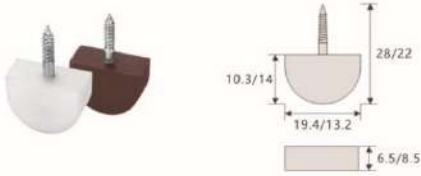
Item code  
**SS-CG22**  
Mat



Material : Iron+Plastic  
Finish : Black

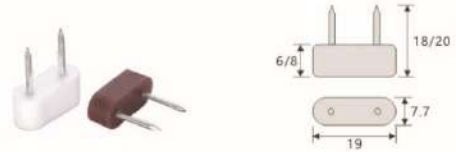
# CHAIR GLIDE

Item code  
**SS-CG23**  
Mat



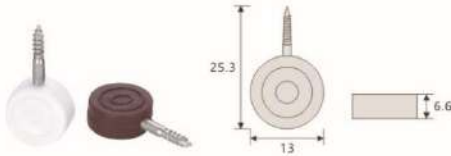
Material : Iron+Plastic  
Finish : White / Black / Gray / Brown

Item code  
**SS-CG27**  
Mat



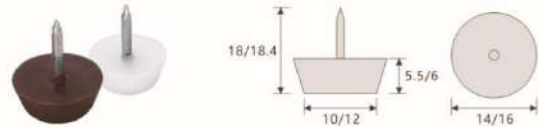
Material : Iron+Plastic  
Finish : White / Black / Gray / Brown

Item code  
**SS-CG24**  
Mat



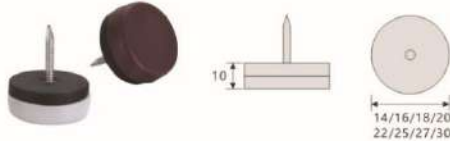
Material : Iron+Plastic  
Finish : White / Black / Gray / Brown

Item code  
**SS-CG28**  
Mat



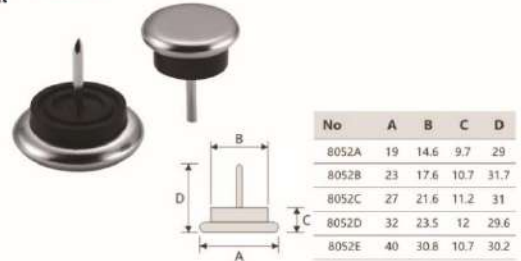
Material : Iron+Plastic  
Finish : White / Black / Gray / Brown

Item code  
**SS-CG25**  
Mat



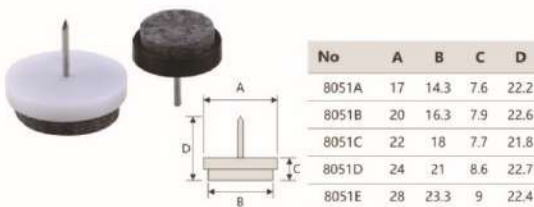
Material : Iron+Plastic  
Finish : White / Black / Gray / Brown

Item code  
**SS-CG29**  
Mat



Material : Iron+Rubber+Steel  
Finish : Black

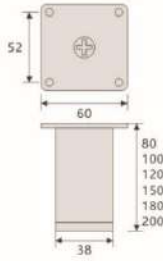
Item code  
**SS-CG26**  
Mat



Material : ABS+Felt+Steel  
Finish : White / Black / Brown

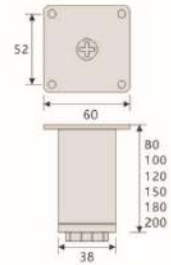
**SOFA LEG**

Item code  
**SS-CG30**  
Sofa Leg



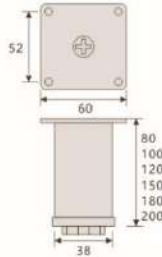
Material : Stainless steel+Iron+Plastic  
Finish : Nickel satin / Polishing Chrome

Item code  
**SS-CG34**  
Sofa Leg



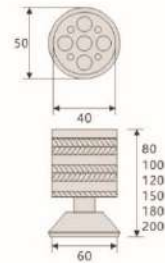
Material : Stainless steel+Iron+Plastic  
Finish : Nickel satin / Polishing Chrome

Item code  
**SS-CG31**  
Sofa Leg



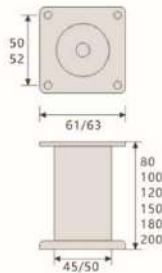
Material : Stainless steel+Iron+Plastic  
Finish : Nickel satin / Polishing Chrome

Item code  
**SS-CG35**  
Sofa Leg



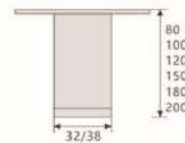
Material : Aluminum+Iron  
Finish : White / Black / Gold

Item code  
**SS-CG32**  
Sofa Leg



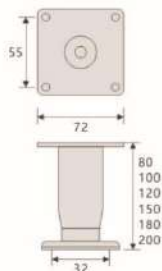
Material : Iron+Plastic  
Finish : White / Black / Gray / Brown

Item code  
**SS-CG36**  
Sofa Leg



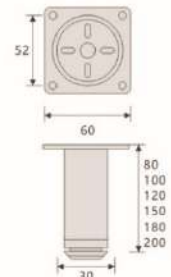
Material : Iron+Plastic  
Finish : White / Black / Gray / Brown

Item code  
**SS-CG33**  
Sofa Leg



Material : Stainless steel+Iron  
Finish : Nickel satin / Polishing Chrome

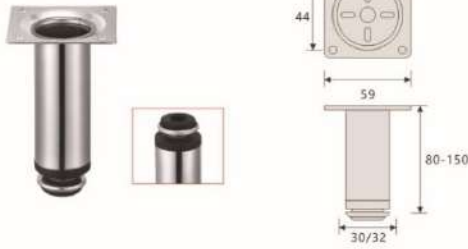
Item code  
**SS-CG37**  
Sofa Leg



Material : ABS+Felt+Steel  
Finish : White / Black / Brown

**SOFA LEG**

Item code  
**SS-CG38**  
Sofa Leg



Material : Stainless steel+Iron  
Finish : Nickel satin / Polishing Chrome

Item code  
**SS-CG42**  
Sofa Leg



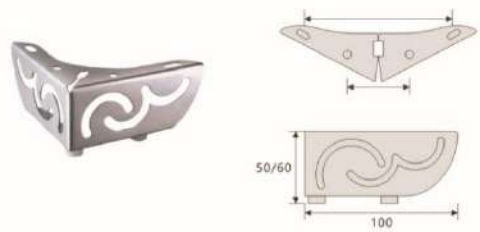
Material : Stainless steel / Iron  
Finish : Polishing Chrome

Item code  
**SS-CG39**  
Sofa Leg



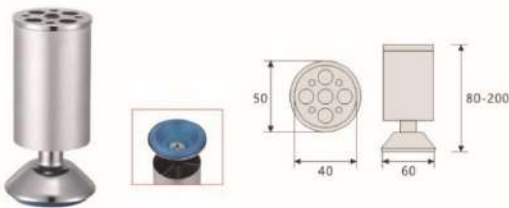
Material : Iron  
Finish : Nickel satin / Polishing Chrome

Item code  
**SS-CG43**  
Sofa Leg



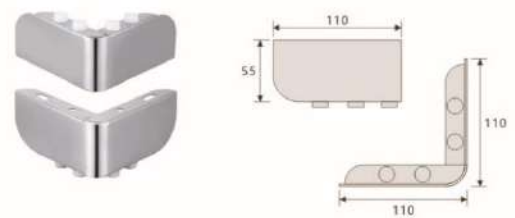
Material : Iron  
Finish : Nickel satin / Chrome

Item code  
**SS-CG40**  
Sofa Leg



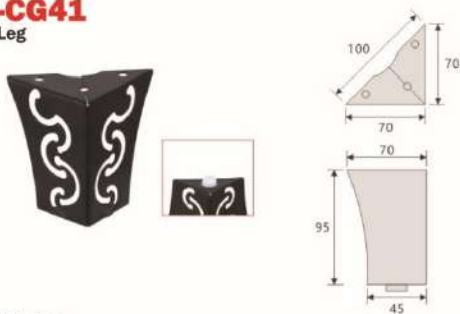
Material : Iron+Plastic  
Finish : White / Black / Gray / Brown

Item code  
**SS-CG44**  
Sofa Leg



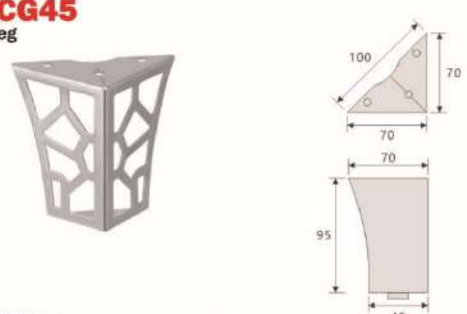
Material : Iron+Plastic  
Finish : White / Black / Gray / Brown

Item code  
**SS-CG41**  
Sofa Leg



Material : Iron  
Finish : Black

Item code  
**SS-CG45**  
Sofa Leg

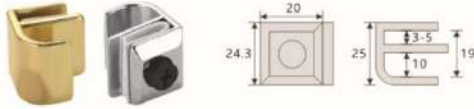


Material : Iron  
Finish : Nickel satin / Polishing Chrome



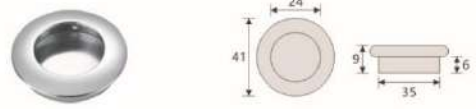
**HANDEL SERIES**

Item code  
**SS-CG46**  
Glass Handle



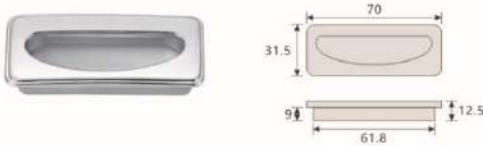
Material : GB Zinc alloy  
Finish : Chromium / Nickel satin

Item code  
**SS-CG50**  
Round Handle



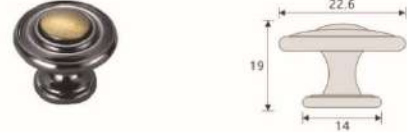
Material : Zinc alloy  
Finish : Chromium / Gold /Black

Item code  
**SS-CG47**  
Long Handle



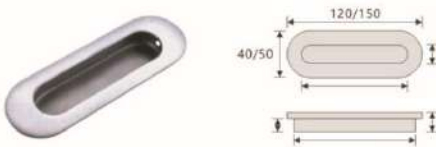
Material : GB Zinc alloy  
Finish : Chromium / Gold /Black / Nickel satin

Item code  
**SS-CG51**  
Round Handle



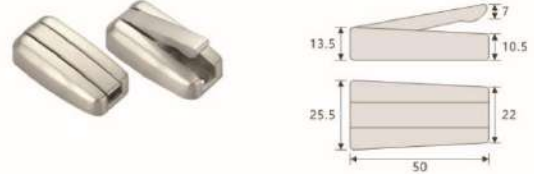
Material : Zinc Alloy  
Finish : Bronze

Item code  
**SS-CG48**  
Long Dark Handle



Material : Stainless Steel  
Finish : Chromium / Gold /Black / Nickel satin

Item code  
**SS-CG52**  
Handle



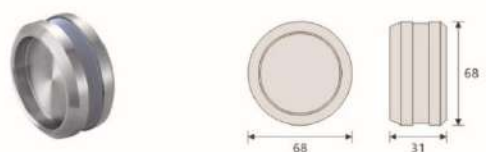
Material : GB Zinc alloy  
Finish : Chromium / Nickel satin

Item code  
**SS-CG49**  
T Type Handle



Material : SS201 / 304  
Finish : Chromium / Nickel satin

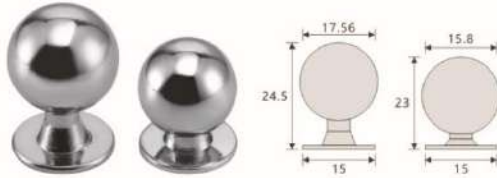
Item code  
**SS-CG53**  
Stainless Steel Handle



Material : Stainless Steel  
Finish : Chromium / Gold / Pearl nickel / Pearl Chrome / Nickel satin

**HANDEL SERIES**

Item code  
**SS-CG54**  
Iron Handle



Material : Iron  
Finish : Polishing Chrome

Item code  
**SS-CG58**  
Zinc Alloy Handle



Material : GB Zinc alloy  
Finish : Chrome / Gold / Pearl nickel / Pearl Chrome / Nickel satin

Item code  
**SS-CG55**  
Handle



Material : GB Zinc alloy  
Finish : Chrome / Gold / Pearl nickel / Pearl Chrome / Nickel satin

Item code  
**SS-CG59**  
Handle



Material : GB Zinc alloy  
Finish : Chrome / Gold / Pearl nickel / Pearl Chrome / Nickel satin

Item code  
**SS-CG56**  
Crystal Handle



Material : K9 Glass  
Finish : Transparent / Pink / Amber / Black / Purple / Green

Item code  
**SS-CG60**  
Crystal Handle




Material : K9 Glass  
Finish : Transparent / Pink / Amber / Black / Purple / Green

Item code  
**SS-CG57**  
Flat Ceramic Handle



Material : Ceramic  
Finish : White / Black / Red / Pink  
Gray / Green / Blue / Yellow

Item code  
**SS-CG61**  
Round Plastic Handle



Material : ABS  
Finish : White / Black / Red / Pink  
Gray / Green / Blue / Yellow

Item code  
**SS-CG62**  
Flat Plastic Handle



Material : ABS  
Finish : White / Black / Red / Pink  
Gray / Green / Blue / Yellow

# DESK GROMMET DOOR PLATE DECORATE FITTING



7 8  
9 0

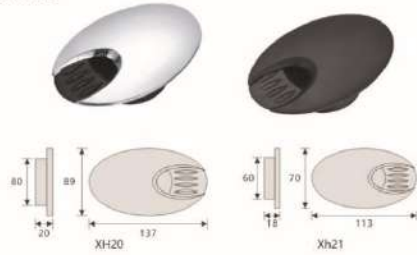
**DESK GROMMET**

Item code  
**SS-DG01**  
Desk Grommet



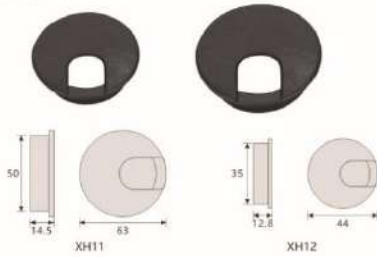
Material : Alloy / Plastic  
Finish : Polishing Silver / Polishing Gold / Pearl nickel  
Pearl Chrome / Nickel satin

Item code  
**SS-DG05**  
Desk Grommet



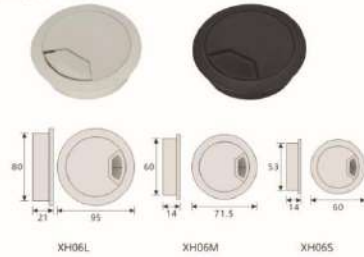
Material : Plastic  
Finish : Chromium / Black

Item code  
**SS-DG02**  
Desk Grommet



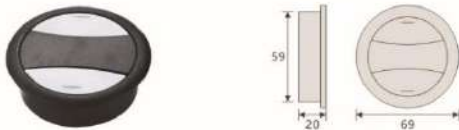
Material : Plastic  
Finish : Black / Gray

Item code  
**SS-DG06**  
Round Desk Grommet



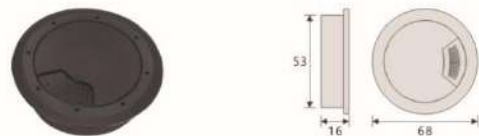
Material : Plastic  
Finish : Black / White / Gray

Item code  
**SS-DG03**  
Round Desk Grommet



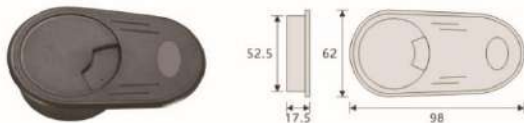
Material : Plastic  
Finish : Black / Gray

Item code  
**SS-DG07**  
Round Desk Grommet



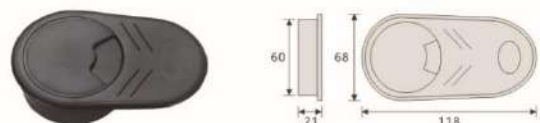
Material : Plastic  
Finish : Black / Gray / White / Brown / Teak

Item code  
**SS-DG04**  
Bell-shaped Desk Grommet



Material : Plastic  
Finish : Black / Gray / Brown

Item code  
**SS-DG08**  
Bell-shaped Desk Grommet



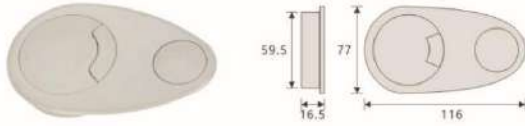
Material : Plastic  
Finish : Black

**DOOR PLATE**

Item code

**SS-DG09**

Peach-shaped Desk Grommet

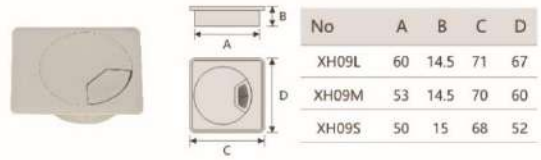


Material : Plastic  
Finish : Black / Gray

Item code

**SS-DG13**

Square Desk Grommet

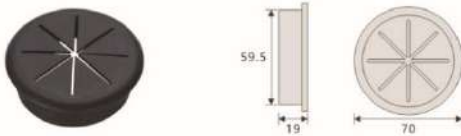


Material : Plastic  
Finish : Black / Gray

Item code

**SS-DG10**

Desk Grommet



Material : Plastic  
Finish : Black / Gray

Item code

**SS-DG14**

Door Plate



Material : GB Zinc Alloy  
Finish : Chrome / Gold / Bronze

Item code

**SS-DG11**

Door Plate



Material : GB Zinc Alloy  
Finish : Chrome / Gold / Bronze

Item code

**SS-DG15**

Door Plate




Material : GB Zinc Alloy  
Finish : Chrome / Gold / Bronze

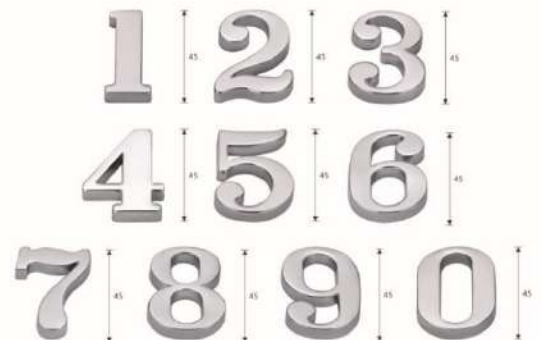
Item code

**SS-DG12**

Door Plate



Material : GB Zinc Alloy  
Finish : Chrome / Gold / Bronze



**DECORATE FITTING**

Item code  
**SS-DG16**  
Mirror Nail



Material : GB Zinc Alloy  
Finish : Chrome / Nickel satin

Item code  
**SS-DG17**  
Button Screw Fitting



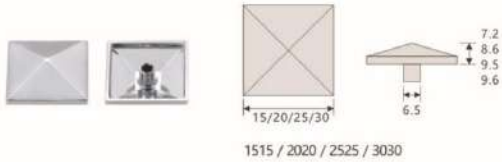
Material : GB Zinc Alloy  
Finish : Chrome

Item code  
**SS-DG18**  
Mirror Nail



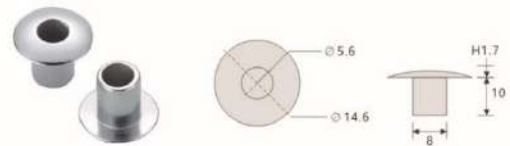
Material : GB Zinc Alloy  
Finish : Chrome / Gold

Item code  
**SS-DG19**  
Square Fitting



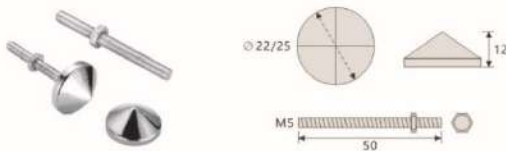
Material : GB Zinc Alloy  
Finish : Chrome

Item code  
**SS-DG22**  
Button Screw Fitting



Material : GB Zinc Alloy  
Finish : Chrome

Item code  
**SS-DG20**  
Conical Mirror Nail



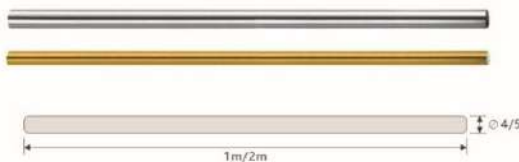
Material : GB Zinc Alloy  
Finish : Polishing Gold / Polishing Chrome

Item code  
**SS-DG23**  
Mirror Fitting



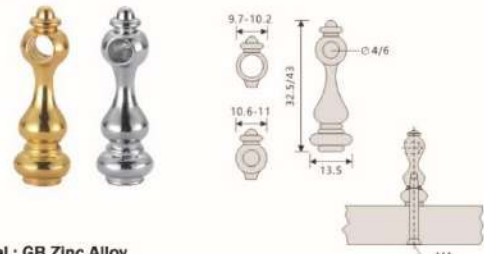
Material : Iron  
Finish : Chrome / Gold

Item code  
**SS-DG21**  
Shaft




Material : Aluminum Alloy  
Finish : Gold / Chrome

Item code  
**SS-DG24**  
Pass Block




Material : GB Zinc Alloy  
Finish : Chrome / Gold

# ALUMINUM PROFILE



**ALUMINUM PROFILE**

Item code  
**SS-AP01**  
Aluminum Profile



Material : Aluminum  
Finish : Aluminum

Item code  
**SS-AP05**  
Aluminum Profile



Material : Aluminum  
Finish : Aluminum

Item code  
**SS-AP02**  
Aluminum Profile




Material : Aluminum  
Finish : Aluminum

Item code  
**SS-AP06**  
Aluminum Profile




Material : Aluminum  
Finish : Aluminum

Item code  
**SS-AP03**  
Aluminum Profile



Material : Aluminum  
Finish : Aluminum

Item code  
**SS-AP07**  
Aluminum Profile



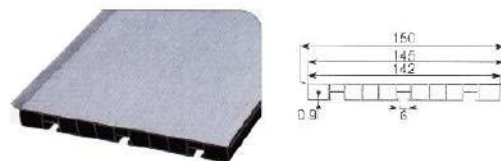
Material : Aluminum  
Finish : Aluminum

Item code  
**SS-AP04**  
Aluminum Profile



Material : Aluminum  
Finish : Aluminum

Item code  
**SS-AP08**  
Aluminum Profile



Material : Aluminum  
Finish : Aluminum

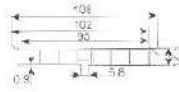


# ALUMINUM PROFILE

Item code

**SS-AP09**

Aluminum Profile



Material : Aluminum  
Finish : Aluminum

Item code

**SS-AP13**

Aluminum Profile



Material : Aluminum  
Finish : Aluminum

Item code

**SS-AP10**

Aluminum Profile

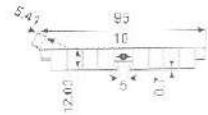


Material : Aluminum  
Finish : Aluminum

Item code

**SS-AP14**

Aluminum Profile

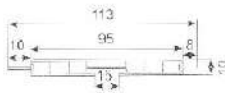


Material : Aluminum  
Finish : Aluminum

Item code

**SS-AP11**

Aluminum Profile

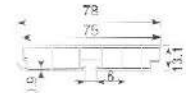


Material : Aluminum  
Finish : Aluminum

Item code

**SS-AP15**

Aluminum Profile




Material : Aluminum  
Finish : Aluminum

Item code

**SS-AP12**

Aluminum Profile

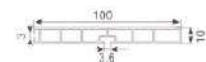



Material : Aluminum  
Finish : Aluminum

Item code

**SS-AP16**


Aluminum Profile



Material : Aluminum  
Finish : Aluminum


**ALUMINUM PROFILE**

Item code  
**SS-AP17**  
Aluminum Profile



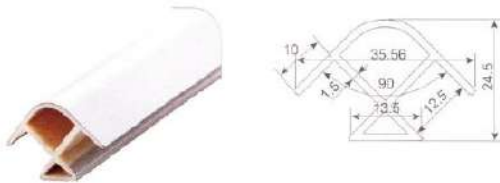
Material : Aluminum  
Finish : Aluminum

Item code  
**SS-AP21**  
Aluminum Profile



Material : Aluminum  
Finish : Aluminum

Item code  
**SS-AP18**  
Aluminum Profile



Material : Aluminum  
Finish : Aluminum

Item code  
**SS-AP22**  
Aluminum Profile



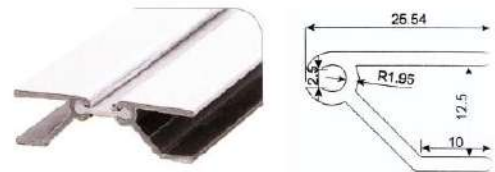
Material : Aluminum  
Finish : Aluminum

Item code  
**SS-AP19**  
Aluminum Profile



Material : Aluminum  
Finish : Aluminum

Item code  
**SS-AP23**  
Aluminum Profile



Material : Aluminum  
Finish : Aluminum

Item code  
**SS-AP20**  
Aluminum Profile



Material : Aluminum  
Finish : Aluminum

Item code  
**SS-AP24**  
Aluminum Profile



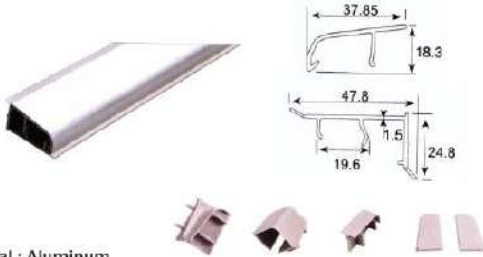
Material : Aluminum  
Finish : Aluminum

# ALUMINUM PROFILE

Item code

**SS-AP25**

Aluminum Profile

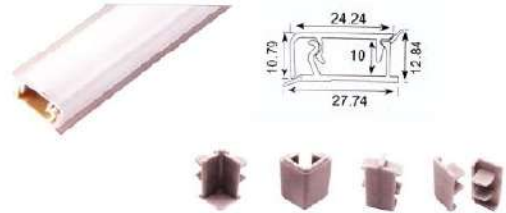


Material : Aluminum  
Finish : Aluminum

Item code

**SS-AP29**

Aluminum Profile

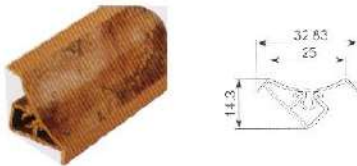


Material : Aluminum  
Finish : Aluminum

Item code

**SS-AP26**

Aluminum Profile




Material : Aluminum  
Finish : Aluminum

Item code

**SS-AP30**

Aluminum Profile



Material : Aluminum  
Finish : Aluminum

Item code

**SS-AP27**

Aluminum Profile



Material : Aluminum  
Finish : Aluminum

Item code

**SS-AP31**

Aluminum Profile



Material : Aluminum  
Finish : Aluminum

Item code

**SS-AP28**

Aluminum Profile



Material : Aluminum  
Finish : Aluminum

Item code

**SS-32**

Aluminum Profile



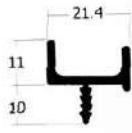
Material : Aluminum  
Finish : Aluminum

**ALUMINUM HANDLE PROFILE**

Item code

**SS-AH01**

Aluminum Handle U-Shape



Material : Aluminum

Finish : Finish : Brush / Polishing chrome / Gold

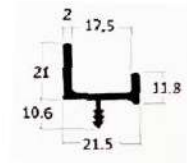
Height : 11mm

Length : 300mm

Item code

**SS-AH04**

Aluminum Handle U-Shape



Material : Aluminum

Finish : Finish : Brush / Polishing chrome / Gold

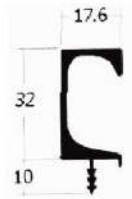
Height : 21mm

Length : 250mm

Item code

**SS-AH02**

Aluminum Handle C-Shape



Material : Aluminum

Finish : Finish : Brush / Polishing chrome / Gold

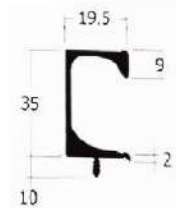
Height : 21mm

Length : 250mm

Item code

**SS-AH05**

Aluminum Handle C-Shape



Material : Aluminum

Finish : Finish : Brush / Polishing chrome / Gold

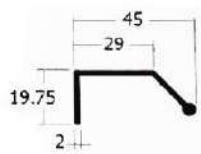
Height : 21mm

Length : 250mm

Item code

**SS-AH03**

Aluminum Handle Oblique U-Shape



Material : Aluminum

Finish : Finish : Brush / Polishing chrome / Gold

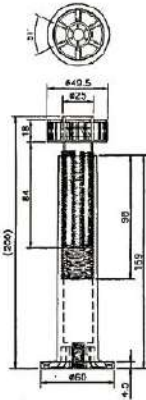
Length : 300mm

**SINGLE ACTION CABINET LEG**

Item code  
**SS-SC01**  
Single Action Cabinet Leg



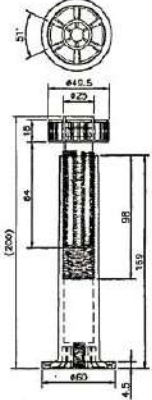
Material : Plastic  
Finish : White



Item code  
**SS-SC02**  
Single Action Cabinet Leg



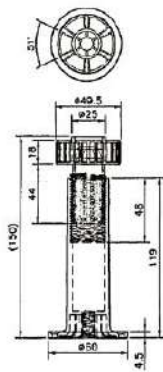
Material : Plastic  
Finish : Black



Item code  
**SS-SC03**  
Single Action Cabinet Leg



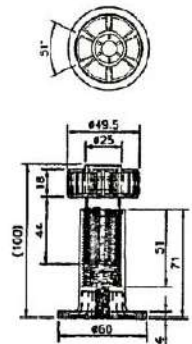
Material : Plastic  
Finish : White



Item code  
**SS-SC04**  
Single Action Cabinet Leg



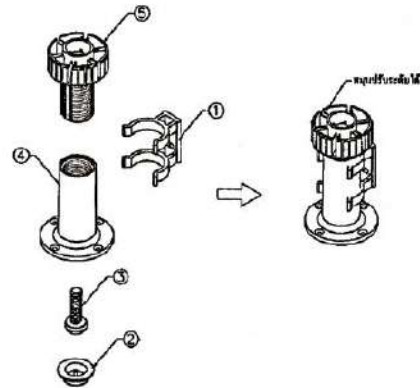
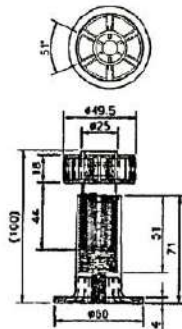
Material : Plastic  
Finish : Black



Item code  
**SS-SC05**  
Single Action Cabinet Leg



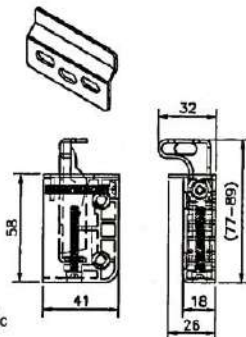
Material : Plastic  
Finish : White



Item code  
**SS-SC06**  
Cupboard Hanger



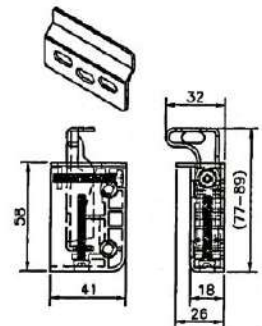
Material : GB Zinc Alloy / Plastic  
Finish : Black



Item code  
**SS-SC07**  
Cupboard Hanger



Material : GB Zinc Alloy / Plastic  
Finish : White

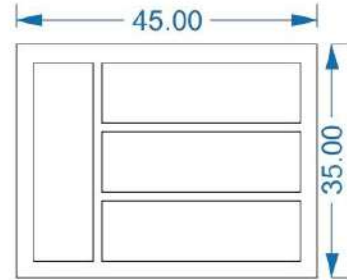


## CUTLERY TRAYS

Item code

**SS-CT01**

Cutlery Trays

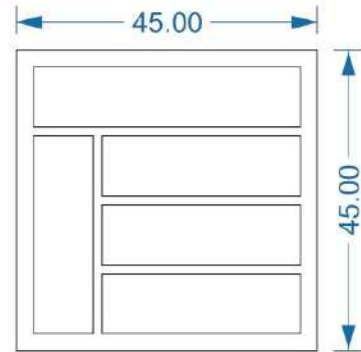



Material : Plastic ABS  
Finish : White / Gray

Item code

**SS-CT02**

Cutlery Trays

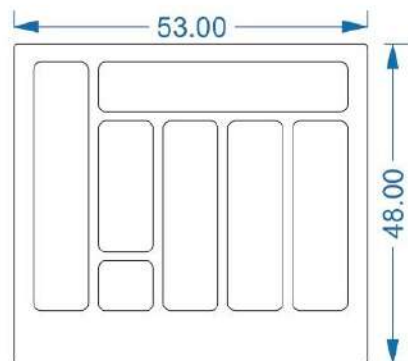


Material : Plastic ABS  
Finish : White / Gray

Item code

**SS-CT03**

Cutlery Trays



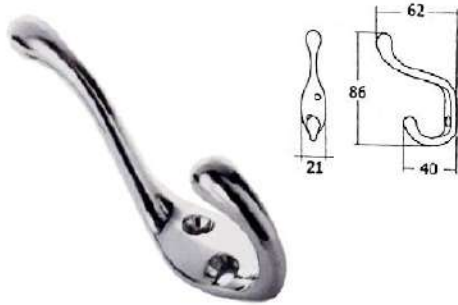
Material : Plastic ABS  
Finish : White

**HOOKS**

Item code

**SS-HK01**

Double Hooks



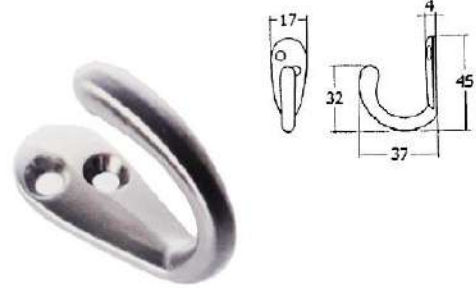
Material : Aluminum

Finish : Finish : Brush / Polishing chrome / Gold

Item code

**SS-HK04**

Single Hooks



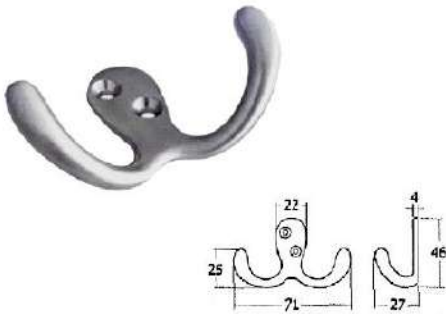
Material : Aluminum

Finish : Finish : Brush / Polishing chrome / Gold

Item code

**SS-HK02**

Double Hooks Y Tail (Small)



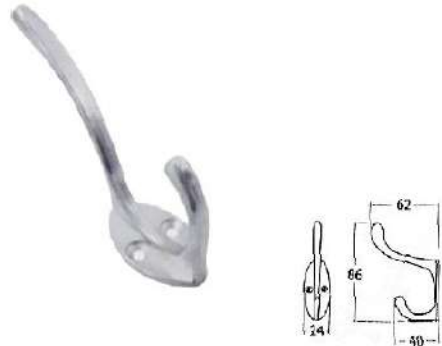
Material : Aluminum

Finish : Finish : Brush / Polishing chrome / Gold

Item code

**SS-HK05**

Single Hooks (Large)



Material : Aluminum

Finish : Finish : Brush / Polishing chrome / Gold

Item code

**SS-HK03**

Double Hooks Y Tail (Small)



Material : Aluminum

Finish : Finish : Brush / Polishing chrome / Gold

Item code

**SS-HK06**

Double Hooks Y Tail (Small)



Material : Aluminum

Finish : Finish : Brush / Polishing chrome / Gold

MAP



 13.556308, 100.377875

FURNITURE  
FITTING & HARDWARE  
ACCESSORIES





S.S.D. DESIGN AND FITTING CO.,LTD.  
บริษัท เอส.เอส.ดี. ดีไซน์ แอนด์ ฟิตติ้ง จำกัด