




introducing new fibrous board idea  
**“The Light Troughs”**



STEP 8




STEP 9




STEP 1

code:2X6




STEP 2

code:922




STEP 2A

code:922A




STEP 2B

code:922B




STEP 3

code:942




STEP 3A

code:942A



STEP 3B

code:942B



STEP 4

code:925



STEP 5

code:255




STEP 5A

code:255D




STEP 5B

code:255B




STEP 6

code:934




STEP 7

code:932




STEP 7A

code:932C



STEP 7B

code:932B




L BOX 1

2 X 6 inches (50 x 150mm)	4 X 12 inches (100 x 300mm)
4 X 6 inches (100 x 150mm)	6 X 12 inches (150 x 300mm)
4 X 8 inches (100 x 200mm)	6 X 18 inches (150 x 455mm)



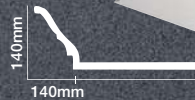
# introducing the new fibrous board idea "Light Troughs"

STEP 8



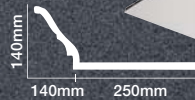
code:313

STEP 8B




code:313B

STEP 8A



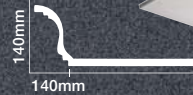
code:313C

STEP 10



code:825

STEP 10A



code:825C

STEP 10B



code:825B

STEP 9



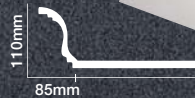
code:414

STEP 9A



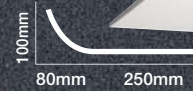
code:414D

STEP 9B



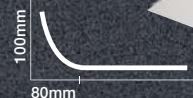
code:414B

C BOX 1



code:100

C BOX 1A




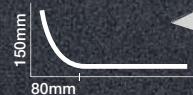
code:100C

C BOX 2




code:300

C BOX 2A



code:300C


SRUB 10'



1000mm  
1500mm

5'  
3'  
SUB 5'

10'  
4'  
SUB 10'



Project Samples

