



L1

CPT

nimbus® ESE LIGHTNING ROD

new



Designed and tested in full accordance with the new
NF C 17-102:2011 standard

CPT cirprotec

NF C 17-102:2011

Bureau Veritas certifies that the Nimbus® range lightning rods have been subjected to the testing and production quality controls laid down in the requirements of the NF C 17-102:2011 standards.

200 kA

The nimbus® range offers a much higher level of robustness than the market standards. Trials carried out in independent laboratories have shown their capability to withstand 200 kA 10/350 type waveform strikes.

AISI 316 stainless steel

Superior quality AISI 316 corrosion resistant stainless steel is used in the manufacture of Nimbus® lightning rods.

10 years


Cirprotec offers a 10-year extended guarantee. Register your Nimbus® lightning rod and maintain it according to the specifications detailed on www.cirprotec.com/nimbuswarranty

ESE

The state-of-the-art electronic device (ESE technology) allows the new nimbus® lightning rods to offer the highest levels of early streamer emission.

30,000

The quality and reliability of the nimbus® range is backed by Cirprotec's experience, with over 30,000 lightning rods installed worldwide.



CPT cirprotec

nimbus® 60

ESE / PDC / PDA

77901160

31*60µs

Imp. (10/350)-200 kA

NF C 17-102:2011

UNE 21186:2011

SN 20130601

Made in EU

Product certified by

BUREAU VERITAS

certification

Why Nimbus®

For quality, service and guarantee

nimbus® is Cirprotec's new generation of ESE-type lightning rods (with electronic early streamer emission device), an evolution of the successful Nimbus® CPT range with which over 30,000 installations have been protected worldwide.

Product	Early streamer emission time (ms)	Weight	Height	Part No.	NF C 17-102:2001
nimbus® 15	15 µs	2,87 Kg	37,85 cm	77901115	✓
nimbus® 30	30 µs	2,99 Kg	42,85 cm	77901130	✓
nimbus® 45	45 µs	3,11 Kg	47,85 cm	77901145	✓
nimbus® 60	60 µs	3,23 Kg	52,85 cm	77901160	✓

What model should be installed?

The selection and installation of an ESE lightning rod is carried out using risk assessment guidelines. A safe, effective design requires definition of the level of protection or degree of safety needed, calculation of the volume of the installation to be protected and, based on these, selection of the appropriate lightning rod.

Protection radius as per NF C 17-102:2011

LP →	Level I (D=20 m)				Level II (D=30 m)				Level III (D=45 m)				Level IV (D=60 m)			
↓ h(m)	nimbus® 15	nimbus® 30	nimbus® 45	nimbus® 60	nimbus® 15	nimbus® 30	nimbus® 45	nimbus® 60	nimbus® 15	nimbus® 30	nimbus® 45	nimbus® 60	nimbus® 15	nimbus® 30	nimbus® 45	nimbus® 60
2	13	19	25	31	15	22	28	35	18	25	32	39	20	28	36	43
5	32	48	63	79	37	55	71	86	45	63	81	97	51	71	89	107
10	34	49	64	79	40	57	72	88	49	66	83	99	56	75	92	109
20	35	50	65	80	44	59	74	89	55	71	86	102	63	81	97	113
30	34	49	64	79	45	60	75	90	58	73	89	104	69	85	101	116
40	29	46	62	77	44	59	74	89	60	75	90	105	72	88	103	118
50	18	40	58	74	40	57	72	88	60	75	90	105	74	89	105	120
60	-	30	51	69	34	52	69	85	58	73	89	104	75	90	105	120

h: height (in metres) between the tip of the lightning rod and the highest surface to be protected.

MAKE FREE
AND EASY
CALCULATIONS
WITH
nimbus® project



ESE technology

ESE-Early Streamer Emission technology makes use of the atmospheric gradient to generate ionisation which can substantially increase the protected volume. This facilitates the protection of large areas, simplifying and reducing material and installation costs.

- Radius of protection up to 120 m.
- Savings of over 30% compared to a passive system.
- Easy to install and maintain.



www.cirprotec.com/uk/nimbus



Certified quality, beyond the standard

Nimbus® lightning rods exceed the design and testing requirements of the new standard NF C 17-102:2011 with the objective of making them more robust and reliable.

- Bureau Veritas product certificate
- Test certificate from LRIC (laboratory accredited by ENAC, the Spanish national accreditation body).
- Designed and manufactured in Europe.



www.cirprotec.com/uk/bureau-veritas



Downward leader

Upward tracer (streamer)

Early streamer emission (ESE) lightning rods

Product certified by

BUREAU VERITAS
Certification



Lightning discharge counter



How many strikes have there been on the installation?

The new CDR-401 discharge counter can be installed quickly and easily and is suitable for down conductors or platens. Its clip-on design makes it ideal for existing installations – you just clip around the cable, press and close.

- **Maximum performance and reliability.**
- **The open core allows the counter to be installed on existing down conductors**



www.cirprotec.com/uk/cdr



Accessories

Cirprotec offers a wide range of accessories for configuring a Lightning Protection System (LPS): mast anchorage, down conductor system, earthing system and meters and testers for checking and maintaining the installation.



www.cirprotec.com/uk/lightning



Maintenance benefits

It is essential to maintain all lightning protection systems.

Regular **preventive maintenance** must be performed on lightning protection systems to ensure they are in proper working order.

Corrective maintenance must also be carried out after any lightning strike, with special attention to the following points of the installation:

- Inspection of the ESE electronic air terminal and down conductor
- Conductivity of the down conductor
- Verification of ground connection

LR tester is a device for checking the electronic emission circuit of Nimbus® lightning rods, to ensure the lightning protection system is in proper working order.

Improve grounding conductivity with LOWPAT®

Achieve the desired value effortlessly

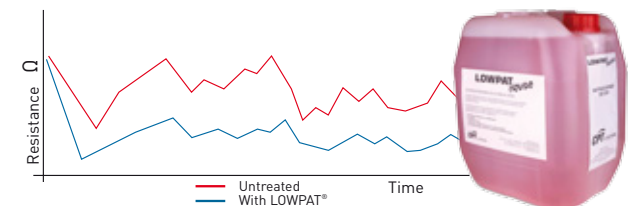
LOWPAT® is a long-lasting liquid activating compound for earth connections which enables the reduction of grounding resistance in high-resistance soils and maintains the optimum value for years.

Why do you need good earthing?

Grounding systems allow the discharge energy to be safely shunted to earth, dissipating it through the ground in a way that presents no risk to people or installed equipment. Low ground resistance is required for this.



www.cirprotec.com/uk/lowpat



20

YEARS PROTECTING
cirprotec.com

Specialists in comprehensive lightning and surge protection. Specific solutions for all types of application.
For more information contact our technical sales department or www.cirprotec.com




Transient surge
Protection
(Electrical supply)



POP Power frequency
overvoltage
protection
(Electrical supply)



Surge protection
for telecom
and signalling
networks



External lightning
protection
systems



Monitoring
of grounding
systems



Insulation
monitoring



Beacon
systems



CIRPROTEC, S.L.
Lepanto 49 · 08223 Terrassa (BARCELONA) · SPAIN
Tel. +34 93 733 16 84 · Fax +34 93 733 27 64
export@cirprotec.com
www.cirprotec.com

