



Gas meters

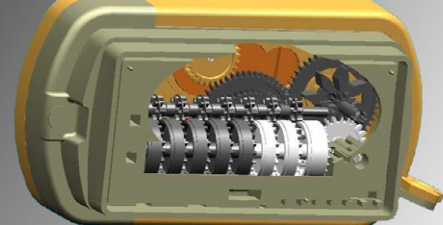
Products catalogue



Residential and commercial gas meters with mechanical index

Type		UG G1.6	UG G2.5	UG G4	UG G4	2UG G6	UG G10	UG G16	UG G25
Maximum flow rate	m ³ /h	2.5	4	6	6	10	16	25	40
Minimum flow rate	m ³ /h	0.016	0.016 / 0.025	0.016 / 0.025 / 0.04	0.04	0.06	0.1	0.16	0.25
Nominal flow rate	m ³ /h	1.6	2.5	4	4	6	10	16	25
Cyclic volume	dm ³	1.2	1.2	1.2	2.2	2.2	5.6	5.6	11.2
Max working pressure	bar	0.5 / 2*	0.5 / 2*	0.5 / 2*	0.5	0.5	0.5	0.5	0.5
Index max indication	m ³ /h	99999.999	99999.999	99999.999	99999.999	99999.999	999999.99	999999.99	999999.99
Starting flow rate	dm ³ /h	3	5	5	5	8	13	13	20
Fireproof up to 650 °C according to EN 1359	bar	0.1	0.1	0.1	0.1	0.1	0.1	0.1	0.1
Thread	Threaded connections may be manufactured acc. to any international norm (ISO; ANSI; British Standard etc.....)								

*1 Aluminium case



Smart Meters



Misuratori volumetrici
Diaphragm gas meters



Quantometri
Quantometers



Misuratori a rotoidi
Rotary piston meters



Misuratori a turbina
Turbine gas meters



Regolatori di pressione
Pressure regulators



Correttori di volume
Volume converters

UG4 AL - UG 4

CONTATORE GAS PER USO DOMESTICO
IN ALLUMINIO O ACCIAIO

RESIDENTIAL ALUMINIUM AND STEEL
BODY GAS METER

Descrizione

Il nuovo UG 4 rappresenta l'ultima generazione di contatori del gas domestici.

Progettato per una precisione di misura per lungo tempo e grazie ad un know-how di oltre 60 anni nella produzione di contatori del gas, il nuovo UG 4 AL è dedicato principalmente alle piccole portate e alle installazioni di GPL.

Una gamma molto ampia di soluzioni è disponibile dal contatore tradizionale al contatore smart con numeratore digitale; disponibili con valvola di intercettazione incorporata, la compensazione della temperatura meccanica e con moduli di telelettura retrofit, la serie UG 4 propone differenti soluzioni per ogni esigenza del mercato locale.

Caratteristiche di base

- Design molto compatto
- Elevata precisione per lungo tempo (fino a 15 anni)
- Versione speciale per GPL (butano-propano)
- Versione GPL con Q.start 0,006 m³/h
- Pressione esercizio fino a 2 bar (alu)
- Collaudato fino a 3 bar (alu)
- Omologato e marchiato CE-MID
- Slot per generatore impulsi BF retrofit
- Modulo telelettura retrofit
- (tramite radio frequenza o gsm/gprs)

Massima protezione contro frodi ed effrazioni

- Numeratore brevettato antimanomissione
- Sistema di sicurezza antiritorno
- Trasmissione magnetica (no perdite)



Description

The new UG 4 represent latest generation of residential gas meter.

Designed for long time accuracy performance and coming from a know-how of over 60 years producing gas meters, the new UG 4 AL is mainly dedicated for small capacities and lpg applications. A very wide range of solutions is available from traditional meter to smart meter with digital counter; available with built-in on-off valve, mechanical temperature compensation and remote reading retrofit solutions, UG 4 series can offer different and flexible solutions for every local market needs.

Basic features

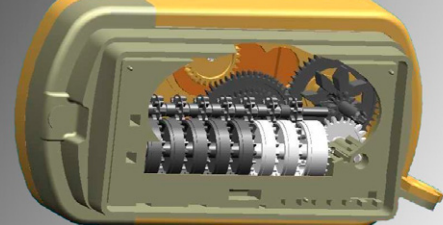
- Very compact design
- Long time high accuracy (up to 15 years)
- Special version for LPG (butane-propane)
- LPG version with Q.start 0,006 m³/h
- Working pressure up to 2 bar (alu body)
- Tested up to 3 bar (aluminium)
- CE-MID approved and marked
- Slot for retrofitable LF pulse transmitter
- Retrofittable telereading module
- (by radio frequency or gsm/gprs system)

Maximum protection against fraud and tampering

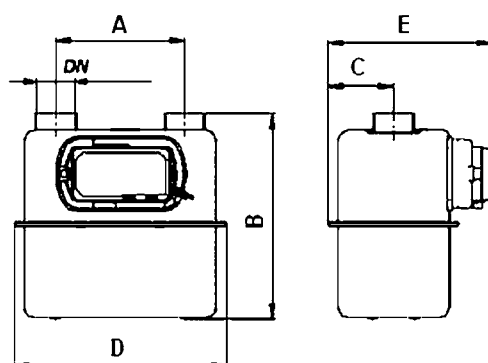
- Patented tamperproof counter
- Safety anti backflow system
- Magnetic transmission (avoid leakage)

Dati tecnici / Technical data

Portata / Flow rate	Qmin/Qmax 0,04 (option 0,016)/6 m ³ /h
Portata avviamento / Starting flow rate	0,006 m ³ /h
Volume ciclico / Cyclic volume	1,2 dm ³
Max pressione lavoro / Max working pressure	2 bar (aluminium body) - 0,5 bar (steel body)
Campo temperatura / Temperature range	-25 °C ÷ +55°C
Indicazione max numeratore / Max Index indication	99999,999 m ³
Omologazioni / Approvals	CE-MID ; EN 1359

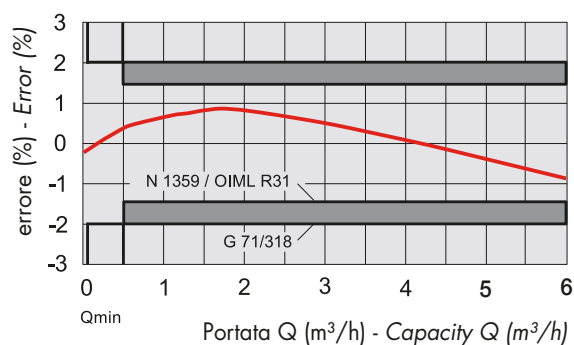


Dimensioni - Dimensions



Modello	Cassa	V ciclico dm ³	Connesioni DN	Portate m ³ /h		Peso Kg	Dimensioni mm				
				Q _{min}	Q _{max}		A	B	C	D	E
G4	Acciaio	1,2	1 1/4" gas	0,04 (option 0,016)	6	1,7	110	205	70	200	161
G4	Alluminio	1,2	1 1/4" gas	0,04 (option 0,016)	6	1,9	110	210	75	210	175

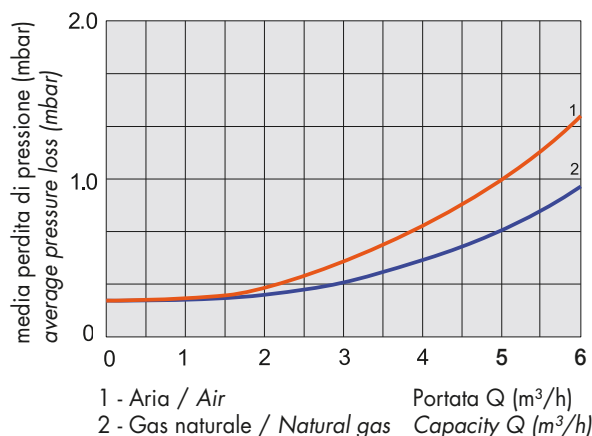
Curva tipica d'errore - Typical error curve



L'impiego di materiali di alta qualità e l'accurata taratura effettuata su ogni singolo misuratore, rendono la curva d'errore stabile nel tempo.

The use of high quality materials and very high quality setting of each meter, make high stable the error curve during life time.

Curva di perdita di pressione - Pressure loss curve



Le particolari lavorazioni superficiali dei componenti interni in movimento del misuratore, riducono al minimo le perdite di pressione e la rumorosità.

The precision machining of internal moving parts surface, minimize pressure losses and noise level.

Installation Details

Metering Pressure	: 1.5 barg
Maximum Flow Rate	: 10 Sm ³ /h
Gas Type	: Natural

Meter Details

Meter Model	: Model 750
High Pressure	
% of Capacity Low Differential	: 94.4 % at 125 Pa Diff.
% of Capacity High Differential	: 70.8 % at 200 Pa Diff.
Note	: Special High Pressure Version 750-HP
Capacity (@125 Pa)	: 10.59 Sm ³ /h at 125 Pa Diff.
Capacity (@200 Pa)	: 14.12 Sm ³ /h at 200 Pa Diff.
Max. Working Pressure	: 35 kPa Standard, 150 kPa Special HP Version
Accuracy	: Better than ±1.0% from 0.05xQmax to Qmax
Connection Details	: 1 inch - 10LT (to BS 746;1987) at 152mm centres
Accessories	: 3/4 inch BSP cap nut, washers and liners (SK5)
Meter Bars	: Meter support bars are available
Pulse Output Modules	: IN-Z61 or IN-Z62 1 Pulse = 0.01 m ³ (optional)
Index Details	: Anti-Fog fully sealed, max. reading 99999.999 m ³
Colour	: Y65 Mushroom (Beige)
Weight	: 2.7 kg
Temperature Compensation	: Optional



General Information

Positive displacement meters have an outstanding record for durability and reliability. Initial accuracy coupled with proven accuracy retention, results in a long life meter. Good meter initial accuracy is easy to achieve through calibration however accuracy retention is dependant on a number of factors; Cyclic capacity (speed, stress, wear rate); Material selection (dimensional stability); adjustable tangents for precise accuracy adjustment (Model 750, Model 1010 and AL Series all have adjustable tangents); Diaphragm Area (minimising the forces on the diaphragm, mechanism and valves) and Quality construction materials that provide smooth operation and long life with sustained accuracy.

Landis+Gyr maintains a testing, repair and certification facility for meters from domestic through to large industrial, flow rates from 0.5 to 6500 m³/h. Our test equipment is certified to the highest local, national and internationally recognized standards of gas measurement. Landis+Gyr is a Verifying Authority for the verification and re-verification of reference standards of measurement under Regulation 13 of the National Measurement Regulations 1999 (Cth) for volume measurement.

Disclaimer

This software and documentation provides general information in relation to Landis+Gyr gas measurement and control products and services. This software and documentation is prepared for engineers, installers and technicians by Landis+Gyr in good faith and as far as possible is based on data or sources which are believed to be reliable. However, Landis+Gyr does not invite reliance upon, nor accept responsibility for, the information it provides. Before using any product contained in this software and/or documentation, you must evaluate and determine if it is suitable for your intended application. You assume all risks and liabilities associated with such use.

Whilst Landis+Gyr has taken all reasonable care in reviewing the information in this document, Landis+Gyr makes no representations in respect of, gives no guarantees or undertakings in relation to, and to the maximum extent permitted by law, excludes all warranties in relation to, the accuracy or completeness of the information in this software and documentation. Prospective users of this information should make their own enquiries as to its accuracy and reliability. Landis+Gyr, its officers, employees, directors, contractors and any representatives expressly excludes all liability whatsoever for any loss or damage, howsoever arising out of reliance, in whole or in part, on any information in this software and documentation.

Printed by yourgasguide.landisgyr.com.au
Filename:Model 750 High Pressure.pdf



CERTIFIED
ENVIRONMENTAL
MANAGEMENT SYSTEM

ISO 14001



CERTIFIED
QUALITY
MANAGEMENT SYSTEM

ISO 9001



CERTIFIED
SAFETY
MANAGEMENT SYSTEM

OHSAS 18001



ACCREDITED FOR
TECHNICAL
COMPETENCE
ACCREDITED LABORATORY
NUMBER 12666

Installation Details

Metering Pressure	:	1.5 barg
Maximum Flow Rate	:	14 Sm ³ /h
Gas Type	:	Natural

Meter Details

Meter Model	:	Model 1010 High Pressure
% of Capacity Low Differential	:	99.1 % at 125 Pa Diff.
% of Capacity High Differential	:	74.5 % at 200 Pa Diff.
Note	:	Special High Pressure Version
Capacity (@125 Pa)	:	14.12 Sm ³ /h at 125 Pa Diff.
Capacity (@200 Pa)	:	18.78 Sm ³ /h at 200 Pa Diff.
Max. Working Pressure	:	35 kPa Standard, 150 kPa Special HP Version
Accuracy	:	Better than ±1.0% from 0.05xQmax to Qmax
Connection Details	:	1 inch - 10LT (to BS 746;1987) at 152mm centres
Accessories	:	3/4 inch BSP cap nut, washers and liners (SK5)
Meter Bars	:	Meter support bars are available
Pulse Output Modules	:	IN-Z61 or IN-Z62 1 Pulse = 0.01 m ³ (optional)
Index Details	:	Anti-Fog fully sealed, max. reading 99999.999 m ³
Colour	:	Woodland Grey
Weight	:	2.75 kg
Temperature Compensation	:	Optional



General Information

Positive displacement meters have an outstanding record for durability and reliability. Initial accuracy coupled with proven accuracy retention, results in a long life meter. Good meter initial accuracy is easy to achieve through calibration however accuracy retention is dependant on a number of factors; Cyclic capacity (speed, stress, wear rate); Material selection (dimensional stability); adjustable tangents for precise accuracy adjustment (Model 750, Model 1010 and AL Series all have adjustable tangents); Diaphragm Area (minimising the forces on the diaphragm, mechanism and valves) and Quality construction materials that provide smooth operation and long life with sustained accuracy.

Landis+Gyr maintains a testing, repair and certification facility for meters from domestic through to large industrial, flow rates from 0.5 to 6500 m³/h. Our test equipment is certified to the highest local, national and internationally recognized standards of gas measurement. Landis+Gyr is a Verifying Authority for the verification and re-verification of reference standards of measurement under Regulation 13 of the National Measurement Regulations 1999 (Cth) for volume measurement.

Disclaimer

This software and documentation provides general information in relation to Landis+Gyr gas measurement and control products and services. This software and documentation is prepared for engineers, installers and technicians by Landis+Gyr in good faith and as far as possible is based on data or sources which are believed to be reliable. However, Landis+Gyr does not invite reliance upon, nor accept responsibility for, the information it provides. Before using any product contained in this software and/or documentation, you must evaluate and determine if it is suitable for your intended application. You assume all risks and liabilities associated with such use.

Whilst Landis+Gyr has taken all reasonable care in reviewing the information in this document, Landis+Gyr makes no representations in respect of, gives no guarantees or undertakings in relation to, and to the maximum extent permitted by law, excludes all warranties in relation to, the accuracy or completeness of the information in this software and documentation. Prospective users of this information should make their own enquiries as to its accuracy and reliability. Landis+Gyr, its officers, employees, directors, contractors and any representatives expressly excludes all liability whatsoever for any loss or damage, howsoever arising out of reliance, in whole or in part, on any information in this software and documentation.

Printed by yourgasguide.landisgyr.com.au
Filename:Model 1010 High Pressure.pdf



CERTIFIED
ENVIRONMENTAL
MANAGEMENT SYSTEM

ISO 14001



CERTIFIED
QUALITY
MANAGEMENT SYSTEM

ISO 9001



CERTIFIED
SAFETY
MANAGEMENT SYSTEM

OHSAS 18001



ACCREDITED FOR
**TECHNICAL
COMPETENCE**
ACCREDITED LABORATORY
NUMBER 12666